

## SWT96AN 3000/5A 1,8MW

SWT96AN 3000/5A 1,8MW, Escala intermutável para wattímetro trifásico WTC96AN


Código: M130LU.

- > Sistema: Trifásicos
- > Intervalo de Medida (A): 3000/5
- > Escala completa: 1.8 MW
- > Equipamento: WT96AN
- > Módulos: 96x96

## Especificações

### Características mecânicas

Tamanho (mm) larg. x alt. x prof.	84 x 84 x 1 (mm)
Peso (kg)	0,008




## SWT96AN 3000/5A 1,8MW

Código: M130LU.

### SWM/SWT


Escala intermutável para wattímetro WMC/WTC

CÓDIGO	MODELO	Intervalo de Medida (A)	Módulos	Equipamento	Escala completa
M130J9.	SWM96 50/5A 20kW	50/5	96x96	WM96	20 kW
M130JC.	SWM96 100/5A 40kW	100/5	96x96	WM96	40 kW
M130JE.	SWM96 150/5A 60kW	150/5	96x96	WM96	60 kW
M130JF.	SWM96 200/5A 80kW	200/5	96x96	WM96	80 kW
M130JH.	SWM96 300/5A 120kW	300/5	96x96	WM96	120 kW
M130JJ.	SWM96 400/5A 160kW	400/5	96x96	WM96	160 kW
M130JK.	SWM96 500/5A 200kW	500/5	96x96	WM96	200 kW
M130JL.	SWM96 600/5A 240kW	600/5	96x96	WM96	240 kW
M130JP.	SWM96 1000/5A 400kW	1000/5	96x96	WM96	400 kW
M130JR.	SWM96 1500/5A 600kW	1500/5	96x96	WM96	600 kW
M130JS.	SWM96 2000/5A 800kW	2000/5	96x96	WM96	800 kW
M130JU.	SWM96 3000/5A 1,2MW	3000/5	96x96	WM96	1,2 MW
M130JV.	SWM96 4000/5A 1,6MW	4000/5	96x96	WM96	1,6 MW
M130JW.	SWM96 5000/5A 2MW	5000/5	96x96	WM96	2 MW
M130K9.	SWT96E 50/5A 30kW	50/5	96x96	WT96E	30 kW
M130KB.	SWT96E 75/5A 50kW	75/5	96x96	WT96E	50 kW
M130KC.	SWT96E 100/5A 60kW	100/5	96x96	WT96E	60 kW
M130KE.	SWT96E 150/5A 90kW	150/5	96x96	WT96E	90 kW
M130KF.	SWT96E 200/5A 120kW	200/5	96x96	WT96E	120 kW
M130KH.	SWT96E 300/5A 180kW	300/5	96x96	WT96E	180 kW
M130KJ.	SWT96E 400/5A 240kW	400/5	96x96	WT96E	240 kW
M130KK.	SWT96E 500/5A 300kW	500/5	96x96	WT96E	300 kW
M130KL.	SWT96E 600/5A 360kW	600/5	96x96	WT96E	360 kW
M130KP.	SWT96E 1000/5A 600kW	1000/5	96x96	WT96E	600 kW
M130KR.	SWT96E 1500/5A 900kW	1500/5	96x96	WT96E	900 kW
M130KS.	SWT96E 2000/5A 1,2MW	2000/5	96x96	WT96E	1,2 MW
M130KU.	SWT96E 3000/5A 1,8MW	3000/5	96x96	WT96E	1,8 MW
M130KV.	SWT96E 4000/5A 2,4MW	4000/5	96x96	WT96E	2,4 MW
M130KW.	SWT96E 5000/5A 3MW	5000/5	96x96	WT96E	3 MW
M130L9.	SWT96AN 50/5A 30kW	50/5	96x96	WT96AN	30 kW
M130LB.	SWT96AN 75/5A 50kW	75/5	96x96	WT96AN	50 kW
M130LC.	SWT96AN 100/5A 60kW	100/5	96x96	WT96AN	60 kW
M130LE.	SWT96AN 150/5A 90kW	150/5	96x96	WT96AN	90 kW
M130LF.	SWT96AN 200/5A 120kW	200/5	96x96	WT96AN	120 kW
M130LH.	SWT96AN 300/5A 180kW	300/5	96x96	WT96AN	180 kW
M130LJ.	SWT96AN 400/5A 240kW	400/5	96x96	WT96AN	240 kW
M130LK.	SWT96AN 500/5A 300kW	500/5	96x96	WT96AN	300 kW
M130LL.	SWT96AN 600/5A 360kW	600/5	96x96	WT96AN	360 kW
M130LP.	SWT96AN 1000/5A 600kW	1000/5	96x96	WT96AN	600 kW
M130LR.	SWT96AN 1500/5A 900kW	1500/5	96x96	WT96AN	900 kW
M130LS.	SWT96AN 2000/5A 1,2MW	2000/5	96x96	WT96AN	1,2 MW
M130LU.	SWT96AN 3000/5A 1,8MW	3000/5	96x96	WT96AN	1,8 MW
M130LV.	SWT96AN 4000/5A 2,4MW	4000/5	96x96	WT96AN	2,4 MW
M130LW.	SWT96AN 5000/5A 3MW	5000/5	96x96	WT96AN	3 MW



## SWT96AN 3000/5A 1,8MW

Código: M130LU.



## SWT96AN 3000/5A 1,8MW

Código: M130LU.