

SEC48 1500/5 A

SEC48 1500/5 A, Escala intercambiável para amperímetro EC, panel 48x48

Código: M102ZR.

- > Intervalo de Medida (A): 1500/5
- > Escala completa: 1500/5 A
- > Equipamento: EC48
- > Módulos: 48x48

Especificações


Características mecânicas

Tamanho (mm) larg. x alt. x prof.	41 x 39 x 1 (mm)
Peso (kg)	0,002

SEC/SEMSC-A

Escala intercambiável para amperímetros EC/EMSC


CÓDIGO	MODELO	Intervalo de Medida (A)	Módulos	Equipamento	Escala completa
M102Z2.	SEC48 5/5 A	5/5	48x48	EC48	5/5 A
M102Z3.	SEC48 10/5 A	10/5	48x48	EC48	10/5 A
M102Z4.	SEC48 15/5 A	15/5	48x48	EC48	15/5 A
M102Z5.	SEC48 20/5 A	20/5	48x48	EC48	20/5 A
M102Z6.	SEC48 25/5 A	25/5	48x48	EC48	25/5 A
M102Z7.	SEC48 30/5 A	30/5	48x48	EC48	30/5 A
M102Z8.	SEC48 40/5 A	40/5	48x48	EC48	40/5 A
M102Z9.	SEC48 50/5 A	50/5	48x48	EC48	50/5 A
M102ZA.	SEC48 60/5 A	60/5	48x48	EC48	60/5 A
M102ZB.	SEC48 75/5 A	75/5	48x48	EC48	75/5 A
M102ZC.	SEC48 100/5 A	100/5	48x48	EC48	100/5 A
M102ZD.	SEC48 125/5 A	125/5	48x48	EC48	125/5 A
M102ZE.	SEC48 150/5 A	150/5	48x48	EC48	150/5 A
M102ZF.	SEC48 200/5 A	200/5	48x48	EC48	200/5 A
M102ZG.	SEC48 250/5 A	250/5	48x48	EC48	250/5 A
M102ZH.	SEC48 300/5 A	300/5	48x48	EC48	300/5 A
M102ZJ.	SEC48 400/5 A	400/5	48x48	EC48	400/5 A
M102ZK.	SEC48 500/5 A	500/5	48x48	EC48	500/5 A
M102ZL.	SEC48 600/5 A	600/5	48x48	EC48	600/5 A
M102ZM.	SEC48 750/5 A	750/5	48x48	EC48	750/5 A
M102ZN.	SEC48 800/5 A	800/5	48x48	EC48	800/5 A
M102ZP.	SEC48 1000/5 A	1000/5	48x48	EC48	1000/5 A
M102ZQ.	SEC48 1200/5 A	1200/5	48x48	EC48	1200/5 A
M102ZR.	SEC48 1500/5 A	1500/5	48x48	EC48	1500/5 A
M102ZS.	SEC48 2000/5 A	2000/5	48x48	EC48	2000/5 A



SEC48 1500/5 A

Código: M102ZR.


CÓDIGO	MODELO	Intervalo de Medida (A)	Módulos	Equipamento	Escala completa
M102ZT.	SEC48 2500/5 A	2500/5	48x48	EC48	2500/5 A
M102ZU.	SEC48 3000/5 A	3000/5	48x48	EC48	3000/5 A
M102ZV.	SEC48 4000/5 A	4000/5	48x48	EC48	4000/5 A
M102ZW.	SEC48 5000/5 A	5000/5	48x48	EC48	5000/5 A
M102Y2.	SEC72 5/5 A	5/5	72x72	EC72	5/5 A
M102Y3.	SEC72 10/5 A	10/5	72x72	EC72	10/5 A
M102Y4.	SEC72 15/5 A	15/5	72x72	EC72	15/5 A
M102Y5.	SEC72 20/5 A	20/5	72x72	EC72	20/5 A
M102Y6.	SEC72 25/5 A	25/5	72x72	EC72	25/5 A
M102Y7.	SEC72 30/5 A	30/5	72x72	EC72	30/5 A
M102Y8.	SEC72 40/5 A	40/5	72x72	EC72	40/5 A
M102Y9.	SEC72 50/5 A	50/5	72x72	EC72	50/5 A
M102YA.	SEC72 60/5 A	60/5	72x72	EC72	60/5 A
M102YB.	SEC72 75/5 A	75/5	72x72	EC72	75/5 A
M102YC.	SEC72 100/5 A	100/5	72x72	EC72	100/5 A
M102YD.	SEC72 125/5 A	125/5	72x72	EC72	125/5 A
M102YE.	SEC72 150/5 A	150/5	72x72	EC72	150/5 A
M102YF.	SEC72 200/5 A	200/5	72x72	EC72	200/5 A
M102YG.	SEC72 250/5 A	250/5	72x72	EC72	250/5 A
M102YH.	SEC72 300/5 A	300/5	72x72	EC72	300/5 A
M102YJ.	SEC72 400/5 A	400/5	72x72	EC72	400/5 A
M102YK.	SEC72 500/5 A	500/5	72x72	EC72	500/5 A
M102YL.	SEC72 600/5 A	600/5	72x72	EC72	600/5 A
M102YM.	SEC72 750/5 A	750/5	72x72	EC72	750/5 A
M102YN.	SEC72 800/5 A	800/5	72x72	EC72	800/5 A
M102YP.	SEC72 1000/5 A	1000/5	72x72	EC72	1000/5 A
M102YQ.	SEC72 1200/5 A	1200/5	72x72	EC72	1200/5 A
M102YR.	SEC72 1500/5 A	1500/5	72x72	EC72	1500/5 A
M102YS.	SEC72 2000/5 A	2000/5	72x72	EC72	2000/5 A
M102YT.	SEC72 2500/5 A	2500/5	72x72	EC72	2500/5 A
M102YU.	SEC72 3000/5 A	3000/5	72x72	EC72	3000/5 A
M102YV.	SEC72 4000/5 A	4000/5	72x72	EC72	4000/5 A
M102YW.	SEC72 5000/5 A	5000/5	72x72	EC72	5000/5 A
M102X2.	SEC96 5/5 A	5/5	96x96	EC96	5/5 A
M102X3.	SEC96 10/5 A	10/5	96x96	EC96	10/5 A
M102X4.	SEC96 15/5 A	15/5	96x96	EC96	15/5 A
M102X5.	SEC96 20/5 A	20/5	96x96	EC96	20/5 A
M102X6.	SEC96 25/5 A	25/5	96x96	EC96	25/5 A
M102X7.	SEC96 30/5 A	30/5	96x96	EC96	30/5 A
M102X8.	SEC96 40/5 A	40/5	96x96	EC96	40/5 A



SEC48 1500/5 A

Código: M102ZR.

CÓDIGO	MODELO	Intervalo de Medida (A)	Módulos	Equipamento	Escala completa
M102X9.	SEC96 50/5 A	50/5	96x96	EC96	50/5 A
M102XA.	SEC96 60/5 A	60/5	96x96	EC96	60/5 A
M102XB.	SEC96 75/5 A	75/5	96x96	EC96	75/5 A
M102XC.	SEC96 100/5 A	100/5	96x96	EC96	100/5 A
M102XD.	SEC96 125/5 A	125/5	96x96	EC96	125/5 A
M102XE.	SEC96 150/5 A	150/5	96x96	EC96	150/5 A
M102XF.	SEC96 200/5 A	200/5	96x96	EC96	200/5 A
M102XG.	SEC96 250/5 A	250/5	96x96	EC96	250/5 A
M102XH.	SEC96 300/5 A	300/5	96x96	EC96	300/5 A
M102XJ.	SEC96 400/5 A	400/5	96x96	EC96	400/5 A
M102XK.	SEC96 500/5 A	500/5	96x96	EC96	500/5 A
M102XL.	SEC96 600/5 A	600/5	96x96	EC96	600/5 A
M102XM.	SEC96 750/5 A	750/5	96x96	EC96	750/5 A
M102XN.	SEC96 800/5 A	800/5	96x96	EC96	800/5 A
M102XP.	SEC96 1000/5 A	1000/5	96x96	EC96	1000/5 A
M102XQ.	SEC96 1200/5 A	1200/5	96x96	EC96	1200/5 A
M102XR.	SEC96 1500/5 A	1500/5	96x96	EC96	1500/5 A
M102XS.	SEC96 2000/5 A	2000/5	96x96	EC96	2000/5 A
M102XT.	SEC96 2500/5 A	2500/5	96x96	EC96	2500/5 A
M102XU.	SEC96 3000/5 A	3000/5	96x96	EC96	3000/5 A
M102XV.	SEC96 4000/5 A	4000/5	96x96	EC96	4000/5 A
M102XW.	SEC96 5000/5 A	5000/5	96x96	EC96	5000/5 A
M102U9.	SEMSC45 50/5 A	50/5		EMSC45	50/5 A
M102UA.	SEMSC45 60/5 A	60/5		EMSC45	60/5 A
M102UB.	SEMSC45 75/5 A	75/5		EMSC45	75/5 A
M102UC.	SEMSC45 100/5 A	100/5		EMSC45	100/5 A
M102UD.	SEMSC45 125/5 A	125/5		EMSC45	125/5 A
M102UE.	SEMSC45 150/5 A	150/5		EMSC45	150/5 A
M102UF.	SEMSC45 200/5 A	200/5		EMSC45	200/5 A
M102UG.	SEMSC45 250/5 A	250/5		EMSC45	250/5 A
M102UH.	SEMSC45 300/5 A	300/5		EMSC45	300/5 A
M102UJ.	SEMSC45 400/5 A	400/5		EMSC45	400/5 A
M102UK.	SEMSC45 500/5 A	500/5		EMSC45	500/5 A
M102UL.	SEMSC45 600/5 A	600/5		EMSC45	600/5 A
M102UM.	SEMSC45 750/5 A	750/5		EMSC45	750/5 A
M102UN.	SEMSC45 800/5 A	800/5		EMSC45	800/5 A
M102UP.	SEMSC45 1000/5 A	1000/5		EMSC45	1000/5 A
M102UQ.	SEMSC45 1200/5 A	1200/5		EMSC45	1200/5 A
M102UR.	SEMSC45 1500/5 A	1500/5		EMSC45	1500/5 A
M102US.	SEMSC45 2000/5 A	2000/5		EMSC45	2000/5 A



SEC48 1500/5 A

Código: M102ZR.

CÓDIGO	MODELO	Intervalo de Medida (A)	Módulos	Equipamento	Escala completa
M102UT.	SEMSC45 2500/5 A	2500/5		EMSC45	2500/5 A
M102UU.	SEMSC45 3000/5 A	3000/5		EMSC45	3000/5 A
M102UV.	SEMSC45 4000/5 A	4000/5		EMSC45	4000/5 A
M102UW.	SEMSC45 5000/5 A	5000/5		EMSC45	5000/5 A