

SMC48 600/5 A

SMC48 600/5 A, Échelle échangeable pour ampèremètre maximètre MC, panneau 48x48

Code: M122ZL.

- > Rang mesure (A): 600/5
- > Équipement: MC48
- > Modules: 48x48

Spécifications

Caractéristiques mécaniques

| | |
|-----------------------------------|------------------|
| Taille (mm) larg. x haut. x prof. | 41 x 39 x 1 (mm) |
| Poids (kg) | 0,002 |

M1S Échelles

| CODE | TYPE | Échelle | Précision | Rang mesure (A) | Modules | Équipement | Pleine échelle | Mesure | Fréquence (Hz) | Description |
|---------|----------------|---------|-----------|-----------------|---------|------------|----------------|--------|----------------|-------------|
| M10111. | EC48 100mA | 90°, P2 | 1,5 | 0,1 | 48x48 | | | | | |
| M10112. | EC48 150mA | 90°, P2 | 1,5 | 0,15 | 48x48 | | | | | |
| M10114. | EC48 250mA | 90°, P2 | 1,5 | 0,25 | 48x48 | | | | | |
| M10115. | EC48 300mA | 90°, P2 | 1,5 | 0,3 | 48x48 | | | | | |
| M10116. | EC48 400mA | 90°, P2 | 1,5 | 0,4 | 48x48 | | | | | |
| M10117. | EC48 500mA | 90°, P2 | 1,5 | 0,5 | 48x48 | | | | | |
| M10118. | EC48 600mA | 90°, P2 | 1,5 | 0,6 | 48x48 | | | | | |
| M10121. | EC72 100mA | 90°, P2 | 1,5 | 0,1 | 72x72 | | | | | |
| M10122. | EC72 150mA | 90°, P2 | 1,5 | 0,15 | 72x72 | | | | | |
| M10124. | EC72 250mA | 90°, P2 | 1,5 | 0,25 | 72x72 | | | | | |
| M10125. | EC72 300mA | 90°, P2 | 1,5 | 0,3 | 72x72 | | | | | |
| M10126. | EC72 400mA | 90°, P2 | 1,5 | 0,4 | 72x72 | | | | | |
| M10127. | EC72 500mA | 90°, P2 | 1,5 | 0,5 | 72x72 | | | | | |
| M10128. | EC72 600mA | 90°, P2 | 1,5 | 0,6 | 72x72 | | | | | |
| M10131. | EC96 100mA | 90°, P2 | 1,5 | 0,1 | 96x96 | | | | | |
| M10132. | EC96 150mA | 90°, P2 | 1,5 | 0,15 | 96x96 | | | | | |
| M10134. | EC96 250mA | 90°, P2 | 1,5 | 0,25 | 96x96 | | | | | |
| M10135. | EC96 300mA | 90°, P2 | 1,5 | 0,3 | 96x96 | | | | | |
| M10136. | EC96 400mA | 90°, P2 | 1,5 | 0,4 | 96x96 | | | | | |
| M10137. | EC96 500mA | 90°, P2 | 1,5 | 0,5 | 96x96 | | | | | |
| M10138. | EC96 600mA | 90°, P2 | 1,5 | 0,6 | 96x96 | | | | | |
| M10141. | EC144 100mA | 90°, P2 | 1,5 | 0,1 | 144x144 | | | | | |
| M10142. | EC144 150mA | 90°, P2 | 1,5 | 0,15 | 144x144 | | | | | |
| M10144. | EC144 250mA | 90°, P2 | 1,5 | 0,25 | 144x144 | | | | | |
| M10145. | EC144 300mA | 90°, P2 | 1,5 | 0,3 | 144x144 | | | | | |
| M10146. | EC144 400mA | 90°, P2 | 1,5 | 0,4 | 144x144 | | | | | |
| M10147. | EC144 500mA | 90°, P2 | 1,5 | 0,5 | 144x144 | | | | | |
| M10148. | EC144 600mA | 90°, P2 | 1,5 | 0,6 | 144x144 | | | | | |
| M14830. | CBC96 .../60mV | 90°, P1 | 1,5 | | 96x96 | | | | | |
| M10212. | EC48 5A | 90°, P2 | 1,5 | 5 | 48x48 | | | | | |



SMC48 600/5 A

Code: M122ZL.


| CODE | TYPE | Échelle | Précision | Rang mesure (A) | Modules | Équipement | Pleine échelle | Mesure | Fréquence (Hz) | Description |
|---------|--------------|---------|-----------|-----------------|---------|------------|----------------|--------|----------------|-------------|
| M10213. | EC48 10A | 90°, P2 | 1,5 | 10 | 48x48 | | | | | |
| M10214. | EC48 15A | 90°, P2 | 1,5 | 15 | 48x48 | | | | | |
| M10215. | EC48 20A | 90°, P2 | 1,5 | 20 | 48x48 | | | | | |
| M10216. | EC48 25A | 90°, P2 | 1,5 | 25 | 48x48 | | | | | |
| M10217. | EC48 30A | 90°, P2 | 1,5 | 30 | 48x48 | | | | | |
| M10218. | EC48 40A | 90°, P2 | 1,5 | 40 | 48x48 | | | | | |
| M10219. | EC48 50A | 90°, P2 | 1,5 | 50 | 48x48 | | | | | |
| M1021A. | EC48 60A | 90°, P2 | 1,5 | 60 | 48x48 | | | | | |
| M10210. | EC48 .../5A | 90°, P2 | 1,5 | .../5 A | 48x48 | | | | | |
| M10222. | EC72 5A | 90°, P2 | 1,5 | 5 | 72x72 | | | | | |
| M10223. | EC72 10A | 90°, P2 | 1,5 | 10 | 72x72 | | | | | |
| M10224. | EC72 15A | 90°, P2 | 1,5 | 15 | 72x72 | | | | | |
| M10225. | EC72 20A | 90°, P2 | 1,5 | 20 | 72x72 | | | | | |
| M10226. | EC72 25A | 90°, P2 | 1,5 | 25 | 72x72 | | | | | |
| M10227. | EC72 30A | 90°, P2 | 1,5 | 30 | 72x72 | | | | | |
| M10228. | EC72 40A | 90°, P2 | 1,5 | 40 | 72x72 | | | | | |
| M10229. | EC72 50A | 90°, P2 | 1,5 | 50 | 72x72 | | | | | |
| M1022A. | EC72 60A | 90°, P2 | 1,5 | 60 | 72x72 | | | | | |
| M1022B. | EC72 75A | 90°, P2 | 1,5 | 75 | 72x72 | | | | | |
| M1022C. | EC72 100A | 90°, P2 | 1,5 | 100 | 72x72 | | | | | |
| M10220. | EC72 .../5A | 90°, P2 | 1,5 | .../5 A | 72x72 | | | | | |
| M10232. | EC96 5A | 90°, P2 | 1,5 | 5 | 96x96 | | | | | |
| M10233. | EC96 10A | 90°, P2 | 1,5 | 10 | 96x96 | | | | | |
| M10234. | EC96 15A | 90°, P2 | 1,5 | 15 | 96x96 | | | | | |
| M10235. | EC96 20A | 90°, P2 | 1,5 | 20 | 96x96 | | | | | |
| M10236. | EC96 25A | 90°, P2 | 1,5 | 25 | 96x96 | | | | | |
| M10237. | EC96 30A | 90°, P2 | 1,5 | 30 | 96x96 | | | | | |
| M10238. | EC96 40A | 90°, P2 | 1,5 | 40 | 96x96 | | | | | |
| M10239. | EC96 50A | 90°, P2 | 1,5 | 50 | 96x96 | | | | | |
| M1023A. | EC96 60A | 90°, P2 | 1,5 | 60 | 96x96 | | | | | |
| M1023B. | EC96 75A | 90°, P2 | 1,5 | 75 | 96x96 | | | | | |
| M1023C. | EC96 100A | 90°, P2 | 1,5 | 100 | 96x96 | | | | | |
| M10230. | EC96 .../5A | 90°, P2 | 1,5 | .../5 A | 96x96 | | | | | |
| M10242. | EC144 5A | 90°, P2 | 1,5 | 5 | 144x144 | | | | | |
| M10243. | EC144 10A | 90°, P2 | 1,5 | 10 | 144x144 | | | | | |
| M10244. | EC144 15A | 90°, P2 | 1,5 | 15 | 144x144 | | | | | |
| M10245. | EC144 20A | 90°, P2 | 1,5 | 20 | 144x144 | | | | | |
| M10246. | EC144 25A | 90°, P2 | 1,5 | 25 | 144x144 | | | | | |
| M10247. | EC144 30A | 90°, P2 | 1,5 | 30 | 144x144 | | | | | |
| M10248. | EC144 40A | 90°, P2 | 1,5 | 40 | 144x144 | | | | | |
| M10249. | EC144 50A | 90°, P2 | 1,5 | 50 | 144x144 | | | | | |
| M1024A. | EC144 60A | 90°, P2 | 1,5 | 60 | 144x144 | | | | | |
| M1024B. | EC144 75A | 90°, P2 | 1,5 | 75 | 144x144 | | | | | |
| M1024C. | EC144 100A | 90°, P2 | 1,5 | 100 | 144x144 | | | | | |
| M10240. | EC144 .../5A | 90°, P2 | 1,5 | .../5 A | 144x144 | | | | | |
| M10262. | EMSC45 5A | 90°, P2 | 1,5 | 5 | | | | | | |
| M10263. | EMSC45 10A | 90°, P2 | 1,5 | 10 | | | | | | |
| M10264. | EMSC45 15A | 90°, P2 | 1,5 | 15 | | | | | | |



SMC48 600/5 A

Code: M122ZL.

| CODE | TYPE | Échelle | Précision | Rang mesure (A) | Modules | Équipement | Pleine échelle | Mesure | Fréquence (Hz) | Description |
|---------|-----------------|----------|-----------|-----------------|---------|------------|----------------|--------|----------------|-------------|
| M10265. | EMSC45 20A | 90°, P2 | 1,5 | 20 | | | | | | |
| M10266. | EMSC45 25A | 90°, P2 | 1,5 | 25 | | | | | | |
| M10267. | EMSC45 30A | 90°, P2 | 1,5 | 30 | | | | | | |
| M10268. | EMSC45 40A | 90°, P2 | 1,5 | 40 | | | | | | |
| M10269. | EMSC45 50A | 90°, P2 | 1,5 | 50 | | | | | | |
| M1026A. | EMSC45 60A | 90°, P2 | 1,5 | 60 | | | | | | |
| M10260. | EMSC45 ... /5A | 90°, P2 | 1,5 | .../5 A | | | | | | |
| M10161. | EMSC45 100mA | 90°, P2 | 1,5 | 0,1 | | | | | | |
| M10162. | EMSC45 150mA | 90°, P2 | 1,5 | 0,15 | | | | | | |
| M10164. | EMSC45 250mA | 90°, P2 | 1,5 | 0,25 | | | | | | |
| M10165. | EMSC45 300mA | 90°, P2 | 1,5 | 0,3 | | | | | | |
| M10166. | EMSC45 400mA | 90°, P2 | 1,5 | 0,4 | | | | | | |
| M10167. | EMSC45 500mA | 90°, P2 | 1,5 | 0,5 | | | | | | |
| M10168. | EMSC45 600mA | 90°, P2 | 1,5 | 0,6 | | | | | | |
| M10521. | EC72 FA .../5 A | 90°, P2 | 1,5 | .../5 A | 72x72 | | | | | |
| M10531. | EC96 FA .../5 A | 90°, P2 | 1,5 | .../5 A | 96x96 | | | | | |
| M14841. | CBC96 150V | 90°, P1 | 1,5 | | 96x96 | | | | | |
| M14842. | CBC96 250V | 90°, P1 | 1,5 | | 96x96 | | | | | |
| M14843. | CBC96 300V | 90°, P1 | 1,5 | | 96x96 | | | | | |
| M14844. | CBC96 400V | 90°, P1 | 1,5 | | 96x96 | | | | | |
| M14845. | CBC96 500V | 90°, P1 | 1,5 | | 96x96 | | | | | |
| M14846. | CBC96 600V | 90°, P1 | 1,5 | | 96x96 | | | | | |
| M10920. | EZC72 .../5A | 240°, P2 | 5 | .../5 A | 72x72 | | | | | |
| M10930. | EZC96 .../5A | 240°, P2 | 5 | .../5 A | 96x96 | | | | | |
| M10415. | EC48 250V | 90°, P1 | 1,5 | | 48x48 | | | | | |
| M10416. | EC48 300V | 90°, P1 | 1,5 | | 48x48 | | | | | |
| M10417. | EC48 400V | 90°, P1 | 1,5 | | 48x48 | | | | | |
| M10418. | EC48 500V | 90°, P1 | 1,5 | | 48x48 | | | | | |
| M10419. | EC48 600V | 90°, P1 | 1,5 | | 48x48 | | | | | |
| M10410. | EC48 .../110V | 90°, P1 | 1,5 | | 48x48 | | | | | |
| M10425. | EC72 250V | 90°, P1 | 1,5 | | 72x72 | | | | | |
| M10426. | EC72 300V | 90°, P1 | 1,5 | | 72x72 | | | | | |
| M10427. | EC72 400V | 90°, P1 | 1,5 | | 72x72 | | | | | |
| M10428. | EC72 500V | 90°, P1 | 1,5 | | 72x72 | | | | | |
| M10429. | EC72 600V | 90°, P1 | 1,5 | | 72x72 | | | | | |
| M10420. | EC72 .../110V | 90°, P1 | 1,5 | | 72x72 | | | | | |
| M10449. | EC144 600V | 90°, P1 | 1,5 | | 72x72 | | | | | |
| M10435. | EC96 250V | 90°, P1 | 1,5 | | 96x96 | | | | | |
| M10436. | EC96 300V | 90°, P1 | 1,5 | | 96x96 | | | | | |
| M10437. | EC96 400V | 90°, P1 | 1,5 | | 96x96 | | | | | |
| M10438. | EC96 500V | 90°, P1 | 1,5 | | 96x96 | | | | | |
| M10439. | EC96 600V | 90°, P1 | 1,5 | | 96x96 | | | | | |
| M10430. | EC96 .../110V | 90°, P1 | 1,5 | | 96x96 | | | | | |
| M10445. | EC144 250V | 90°, P1 | 1,5 | | 144x144 | | | | | |
| M10446. | EC144 300V | 90°, P1 | 1,5 | | 144x144 | | | | | |
| M10447. | EC144 400V | 90°, P1 | 1,5 | | 144x144 | | | | | |
| M10448. | EC144 500V | 90°, P1 | 1,5 | | 144x144 | | | | | |
| M10440. | EC144 .../110V | 90°, P1 | 1,5 | | 144x144 | | | | | |



SMC48 600/5 A

Code: M122ZL.


| CODE | TYPE | Échelle | Précision | Rang mesure (A) | Modules | Équipement | Pleine échelle | Mesure | Fréquence (Hz) | Description |
|---------------------------|--------------------|----------|-----------|-----------------|---------|------------|----------------|--------|----------------|-------------|
| M10476. | EMSC45 300V | 90° P1 | 1,5 | | | | | | | |
| M10478. | EMSC45 500V | 90° P1 | 1,5 | | | | | | | |
| M10470. | EMSC45 .../110V | 90° P1 | 1,5 | | | | | | | |
| Triphasés 3 fils | | | | | | | | | | |
| M10625. | EC72 FIII 250V | 90°, P1 | 1,5 | | 72x72 | | | | | |
| M10626. | EC72 FIII 300V | 90°, P1 | 1,5 | | 72x72 | | | | | |
| M10627. | EC72 FIII 400V | 90°, P1 | 1,5 | | 72x72 | | | | | |
| M10628. | EC72 FIII 500V | 90°, P1 | 1,5 | | 72x72 | | | | | |
| M10629. | EC72 FIII 600V | 90°, P1 | 1,5 | | 72x72 | | | | | |
| M10632. | EC96 FIII .../110V | 90°, P1 | 1,5 | | 72x72 | | | | | |
| M10635. | EC96 FIII 250V | 90°, P1 | 1,5 | | 96x96 | | | | | |
| M10636. | EC96 FIII 300V | 90°, P1 | 1,5 | | 96x96 | | | | | |
| M10637. | EC96 FIII 400V | 90°, P1 | 1,5 | | 96x96 | | | | | |
| M10638. | EC96 FIII 500V | 90°, P1 | 1,5 | | 96x96 | | | | | |
| M10639. | EC96 FIII 600V | 90°, P1 | 1,5 | | 96x96 | | | | | |
| Triphasés 4 fils | | | | | | | | | | |
| M10725. | EC72 F III+N 250V | 90°, P1 | 1,5 | | 72x72 | | | | | |
| M10726. | EC72 F III+N 300V | 90°, P1 | 1,5 | | 72x72 | | | | | |
| M10727. | EC72 F III+N 400V | 90°, P1 | 1,5 | | 72x72 | | | | | |
| M10728. | EC72 F III+N 500V | 90°, P1 | 1,5 | | 72x72 | | | | | |
| M10729. | EC72 F III+N 600V | 90°, P1 | 1,5 | | 72x72 | | | | | |
| M10735. | EC96 F III+N 250V | 90°, P1 | 1,5 | | 96x96 | | | | | |
| M10736. | EC96 F III+N 300V | 90°, P1 | 1,5 | | 96x96 | | | | | |
| M10737. | EC96 F III+N 400V | 90°, P1 | 1,5 | | 96x96 | | | | | |
| M10738. | EC96 F III+N 500V | 90°, P1 | 1,5 | | 96x96 | | | | | |
| M10739. | EC96 F III+N 600V | 90°, P1 | 1,5 | | 96x96 | | | | | |
| Avec séquencemètre | | | | | | | | | | |
| M11038. | EC96 FN-S 500V | 90°, P1 | 1,5 | | 96x96 | | | | | |
| M11125. | EZC72 250V | 240°, P1 | 5 | | 72x72 | EZC72 | | | | |
| M11128. | EZC72 500V | 240°, P1 | 5 | | 72x72 | EZC72 | | | | |
| M11135. | EZC96 250V | 240°, P1 | 5 | | 96x96 | EZC96 | | | | |
| M11138. | EZC96 500V | 240°, P1 | 5 | | 96x96 | EZC96 | | | | |
| M11412. | BC48 5A | 90°, P1 | 1,5 | 5 | 48x48 | BC48 | | | | |
| M11413. | BC48 10A | 90°, P1 | 1,5 | 10 | 48x48 | BC48 | | | | |
| M11416. | BC48 25A | 90°, P1 | 1,5 | 25 | 48x48 | BC48 | | | | |
| M11419. | BC48 50A | 90°, P1 | 1,5 | 50 | 48x48 | BC48 | | | | |
| M11410. | BC48 .../60mV | 90°, P1 | 1,5 | .../60mV | 48x48 | BC48 | | | | |
| M11422. | BC72 5A | 90°, P1 | 1,5 | 5 | 72x72 | BC72 | | | | |
| M11423. | BC72 10A | 90°, P1 | 1,5 | 10 | 72x72 | BC72 | | | | |
| M11426. | BC72 25A | 90°, P1 | 1,5 | 25 | 72x72 | BC72 | | | | |
| M11429. | BC72 50A | 90°, P1 | 1,5 | 50 | 72x72 | BC72 | | | | |
| M1142A. | BC72 60A | 90°, P1 | 1,5 | 60 | 72x72 | BC72 | | | | |
| M11420. | BC72 .../60mV | 90°, P1 | 1,5 | .../60mV | 72x72 | BC72 | | | | |
| M11432. | BC96 5A | 90°, P1 | 1,5 | 5 | 96x96 | BC96 | | | | |
| M11433. | BC96 10A | 90°, P1 | 1,5 | 10 | 96x96 | BC96 | | | | |
| M11436. | BC96 25A | 90°, P1 | 1,5 | 25 | 96x96 | BC96 | | | | |
| M11439. | BC96 50A | 90°, P1 | 1,5 | 50 | 96x96 | BC96 | | | | |
| M1143A. | BC96 60A | 90°, P1 | 1,5 | 60 | 96x96 | BC96 | | | | |



SMC48 600/5 A

Code: M122ZL.


| CODE | TYPE | Échelle | Précision | Rang mesure (A) | Modules | Équipement | Pleine échelle | Mesure | Fréquence (Hz) | Description |
|---------|-----------------|---------|-----------|-----------------|---------|------------|----------------|--------|----------------|-------------|
| M11430. | BC96 .../60mV | 90°, P1 | 1,5 | .../60mV | 96x96 | BC96 | | | | |
| M11442. | BC144 5A | 90°, P1 | 1,5 | 5 | 144x144 | BC144 | | | | |
| M11443. | BC144 10A | 90°, P1 | 1,5 | 10 | 144x144 | BC144 | | | | |
| M11446. | BC144 25A | 90°, P1 | 1,5 | 25 | 144x144 | BC144 | | | | |
| M11449. | BC144 50A | 90°, P1 | 1,5 | 50 | 144x144 | BC144 | | | | |
| M1144A. | BC144 60A | 90°, P1 | 1,5 | 60 | 144x144 | BC144 | | | | |
| M11440. | BC144 .../60mV | 90°, P1 | 1,5 | .../60mV | 144x144 | BC144 | | | | |
| M11462. | BMSC45 5A | 90°, P1 | 1,5 | 5 | | BMSC45 | | | | |
| M11463. | BMSC45 10A | 90°, P1 | 1,5 | 10 | | BMSC45 | | | | |
| M11466. | BMSC45 25A | 90°, P1 | 1,5 | 25 | | BMSC45 | | | | |
| M11460. | BMSC45 .../60mV | 90°, P1 | 1,5 | .../60mV | | BMSC45 | | | | |
| M11711. | BC48 1V | 90°, P1 | 1,5 | | 48x48 | BC48 | | | | |
| M11714. | BC48 15V | 90°, P1 | 1,5 | | 48x48 | BC48 | | | | |
| M11716. | BC48 30V | 90°, P1 | 1,5 | | 48x48 | BC48 | | | | |
| M11718. | BC48 60V | 90°, P1 | 1,5 | | 48x48 | BC48 | | | | |
| M11719. | BC48 100V | 90°, P1 | 1,5 | | 48x48 | BC48 | | | | |
| M1171A. | BC48 150V | 90°, P1 | 1,5 | | 48x48 | BC48 | | | | |
| M1171B. | BC48 250V | 90°, P1 | 1,5 | | 48x48 | BC48 | | | | |
| M1171D. | BC48 400V | 90°, P1 | 1,5 | | 48x48 | BC48 | | | | |
| M1171E. | BC48 500V | 90°, P1 | 1,5 | | 48x48 | BC48 | | | | |
| M1171F. | BC48 600V | 90°, P1 | 1,5 | | 48x48 | BC48 | | | | |
| M11721. | BC72 1V | 90°, P1 | 1,5 | | 72x72 | BC72 | | | | |
| M11724. | BC72 15V | 90°, P1 | 1,5 | | 72x72 | BC72 | | | | |
| M11726. | BC72 30V | 90°, P1 | 1,5 | | 72x72 | BC72 | | | | |
| M11728. | BC72 60V | 90°, P1 | 1,5 | | 72x72 | BC72 | | | | |
| M11729. | BC72 100V | 90°, P1 | 1,5 | | 72x72 | BC72 | | | | |
| M1172A. | BC72 150V | 90°, P1 | 1,5 | | 72x72 | BC72 | | | | |
| M1172B. | BC72 250V | 90°, P1 | 1,5 | | 72x72 | BC72 | | | | |
| M1172D. | BC72 400V | 90°, P1 | 1,5 | | 72x72 | BC72 | | | | |
| M1172E. | BC72 500V | 90°, P1 | 1,5 | | 72x72 | BC72 | | | | |
| M1172F. | BC72 600V | 90°, P1 | 1,5 | | 72x72 | BC72 | | | | |
| M11731. | BC96 1V | 90°, P1 | 1,5 | | 96x96 | BC96 | | | | |
| M11734. | BC96 15V | 90°, P1 | 1,5 | | 96x96 | BC96 | | | | |
| M11736. | BC96 30V | 90°, P1 | 1,5 | | 96x96 | BC96 | | | | |
| M11738. | BC96 60V | 90°, P1 | 1,5 | | 96x96 | BC96 | | | | |
| M11739. | BC96 100V | 90°, P1 | 1,5 | | 96x96 | BC96 | | | | |
| M1173A. | BC96 150V | 90°, P1 | 1,5 | | 96x96 | BC96 | | | | |
| M1173B. | BC96 250V | 90°, P1 | 1,5 | | 96x96 | BC96 | | | | |
| M1173D. | BC96 400V | 90°, P1 | 1,5 | | 96x96 | BC96 | | | | |
| M1173E. | BC96 500V | 90°, P1 | 1,5 | | 96x96 | BC96 | | | | |
| M1173F. | BC96 600V | 90°, P1 | 1,5 | | 96x96 | BC96 | | | | |
| M11741. | BC144 1V | 90°, P1 | 1,5 | | 144x144 | BC144 | | | | |
| M11744. | BC144 15V | 90°, P1 | 1,5 | | 144x144 | BC144 | | | | |
| M11746. | BC144 30V | 90°, P1 | 1,5 | | 144x144 | BC144 | | | | |
| M11748. | BC144 60V | 90°, P1 | 1,5 | | 144x144 | BC144 | | | | |
| M11749. | BC144 100V | 90°, P1 | 1,5 | | 144x144 | BC144 | | | | |
| M1174A. | BC144 150V | 90°, P1 | 1,5 | | 144x144 | BC144 | | | | |
| M1174B. | BC144 250V | 90°, P1 | 1,5 | | 144x144 | BC144 | | | | |



SMC48 600/5 A

Code: M122ZL.

| CODE | TYPE | Échelle | Précision | Rang mesure (A) | Modules | Équipement | Pleine échelle | Mesure | Fréquence (Hz) | Description |
|----------------------------------|-------------------|----------|-----------|-----------------|---------|------------|----------------|--------|----------------|-------------|
| M1174D. | BC144 400V | 90° , P1 | 1,5 | | 144x144 | BC144 | | | | |
| M1174E. | BC144 500V | 90° , P1 | 1,5 | | 144x144 | BC144 | | | | |
| M1174F. | BC144 600V | 90° , P1 | 1,5 | | 144x144 | BC144 | | | | |
| M102Z2. | SEC48 5/5 A | | | 5/5 | 48x48 | EC48 | 5/5 A | | | |
| M104Z1. | SEC48 1000 /110V | | | | 48x48 | EC48 | 1000 /110 V | | | |
| Échelles interchangeables | | | | | | | | | | |
| M114Z9. | SBC48 50A/60mV | | | | 48x48 | BC48 | 50A/60 mV | | | |
| M118Z3. | SIP48 0...10V | | | | 48x48 | BC48 | 0...10 V | | | |
| M122ZC. | SMC48 100/5 A | | | 100/5 | 48x48 | MC48 | | | | |
| M102Z3. | SEC48 10/5 A | | | 10/5 | 48x48 | EC48 | 10/5 A | | | |
| M102Z4. | SEC48 15/5 A | | | 15/5 | 48x48 | EC48 | 15/5 A | | | |
| M104Z2. | SEC48 3300 /110V | | | | 48x48 | EC48 | 3300 /110 V | | | |
| M114ZA. | SBC48 60A/60mV | | | | 48x48 | BC48 | 60A/60 mV | | | |
| M118Z2. | SIP48 0...20mA | | | | 48x48 | BC48 | 0...20 mA | | | |
| M122ZF. | SMC48 200/5 A | | | 200/5 | 48x48 | MC48 | | | | |
| M102Z5. | SEC48 20/5 A | | | 20/5 | 48x48 | EC48 | 20/5 A | | | |
| M102Z6. | SEC48 25/5 A | | | 25/5 | 48x48 | EC48 | 25/5 A | | | |
| M104Z3. | SEC48 6600 /110V | | | | 48x48 | EC48 | 6600 /110 V | | | |
| M114ZB. | SBC48 75A/60mV | | | | 48x48 | BC48 | 75A/60 mV | | | |
| M118Z1. | SIP48 4...20mA | | | | 48x48 | BC48 | 4...20 mA | | | |
| M122ZH. | SMC48 300/5 A | | | 300/5 | 48x48 | MC48 | | | | |
| M102Z7. | SEC48 30/5 A | | | 30/5 | 48x48 | EC48 | 30/5 A | | | |
| M102Z8. | SEC48 40/5 A | | | 40/5 | 48x48 | EC48 | 40/5 A | | | |
| M104Z4. | SEC48 13200 /110V | | | | 48x48 | EC48 | 13200 /110 V | | | |
| M114ZC. | SBC48 100A/60mV | | | | 48x48 | BC48 | 100A/60 mV | | | |
| M122ZJ. | SMC48 400/5 A | | | 400/5 | 48x48 | MC48 | | | | |
| M102Z9. | SEC48 50/5 A | | | 50/5 | 48x48 | EC48 | 50/5 A | | | |
| M102ZA. | SEC48 60/5 A | | | 60/5 | 48x48 | EC48 | 60/5 A | | | |
| M104Z5. | SEC48 15000 /110V | | | | 48x48 | EC48 | 15000 /110 V | | | |
| M114ZE. | SBC48 150A/60mV | | | | 48x48 | BC48 | 150A/60 mV | | | |
| M122ZK. | SMC48 500/5 A | | | 500/5 | 48x48 | MC48 | | | | |
| M102ZB. | SEC48 75/5 A | | | 75/5 | 48x48 | EC48 | 75/5 A | | | |
| M102ZC. | SEC48 100/5 A | | | 100/5 | 48x48 | EC48 | 100/5 A | | | |
| M104Z6. | SEC48 20000 /110V | | | | 48x48 | EC48 | 20000 /110 V | | | |
| M114ZF. | SBC48 200A/60mV | | | | 48x48 | BC48 | 200A/60 mV | | | |
| M122ZL. | SMC48 600/5 A | | | 600/5 | 48x48 | MC48 | | | | |
| M102ZD. | SEC48 125/5 A | | | 125/5 | 48x48 | EC48 | 125/5 A | | | |
| M102ZE. | SEC48 150/5 A | | | 150/5 | 48x48 | EC48 | 150/5 A | | | |
| M104Z7. | SEC48 22000 /110V | | | | 48x48 | EC48 | 22000 /110 V | | | |
| M114ZG. | SBC48 250A/60mV | | | | 48x48 | BC48 | 250A/60 mV | | | |
| M122ZM. | SMC48 750/5 A | | | 750/5 | 48x48 | MC48 | | | | |
| M102ZF. | SEC48 200/5 A | | | 200/5 | 48x48 | EC48 | 200/5 A | | | |
| M102ZG. | SEC48 250/5 A | | | 250/5 | 48x48 | EC48 | 250/5 A | | | |



SMC48 600/5 A

Code: M122ZL.

| CODE | TYPE | Échelle | Précision | Rang mesure (A) | Modules | Équipement | Pleine échelle | Mesure | Fréquence (Hz) | Description |
|---------|-------------------|---------|-----------|-----------------|---------|------------|----------------|--------|----------------|-------------|
| M104Z8. | SEC48 25000 /110V | | | | 48x48 | EC48 | 25000 /110 V | | | |
| M122ZN. | SMC48 800/5 A | | | 800/5 | 48x48 | MC48 | | | | |
| M102ZH. | SEC48 300/5 A | | | 300/5 | 48x48 | EC48 | 300/5 A | | | |
| M102ZJ. | SEC48 400/5 A | | | 400/5 | 48x48 | EC48 | 400/5 A | | | |
| M122ZP. | SMC48 1000/5 A | | | 1000/5 | 48x48 | MC48 | | | | |
| M102ZK. | SEC48 500/5 A | | | 500/5 | 48x48 | EC48 | 500/5 A | | | |
| M102ZL. | SEC48 600/5 A | | | 600/5 | 48x48 | EC48 | 600/5 A | | | |
| M122ZR. | SMC48 1500/5 A | | | 1500/5 | 48x48 | MC48 | | | | |
| M102ZM. | SEC48 750/5 A | | | 750/5 | 48x48 | EC48 | 750/5 A | | | |
| M102ZN. | SEC48 800/5 A | | | 800/5 | 48x48 | EC48 | 800/5 A | | | |
| M122ZS. | SMC48 2000/5 A | | | 2000/5 | 48x48 | MC48 | | | | |
| M102ZP. | SEC48 1000/5 A | | | 1000/5 | 48x48 | EC48 | 1000/5 A | | | |
| M102ZQ. | SEC48 1200/5 A | | | 1200/5 | 48x48 | EC48 | 1200/5 A | | | |
| M102ZR. | SEC48 1500/5 A | | | 1500/5 | 48x48 | EC48 | 1500/5 A | | | |
| M102ZS. | SEC48 2000/5 A | | | 2000/5 | 48x48 | EC48 | 2000/5 A | | | |
| M102ZT. | SEC48 2500/5 A | | | 2500/5 | 48x48 | EC48 | 2500/5 A | | | |
| M102ZU. | SEC48 3000/5 A | | | 3000/5 | 48x48 | EC48 | 3000/5 A | | | |
| M102ZV. | SEC48 4000/5 A | | | 4000/5 | 48x48 | EC48 | 4000/5 A | | | |
| M102ZW. | SEC48 5000/5 A | | | 5000/5 | 48x48 | EC48 | 5000/5 A | | | |
| M114ZH. | SBC48 300A/60mV | | | | 48x48 | BC48 | 300A/60 mV | | | |
| M114ZJ. | SBC48 400A/60mV | | | | 48x48 | BC48 | 400A/60mV | | | |
| M114ZL. | SBC48 600A/60mV | | | | 48x48 | BC48 | 600A/60 mV | | | |
| M114ZP. | SBC48 1000A/60mV | | | | 48x48 | BC48 | 1000A/60 mV | | | |
| M114ZR. | SBC48 1500A/60mV | | | | 48x48 | BC48 | 1500A/60 mV | | | |
| M114ZT. | SBC48 2500A/60mV | | | | 48x48 | BC48 | 2500A/60 mV | | | |
| M105Y9. | SEC72 FA 50/5 A | | | | 72x72 | EC72 FA | 50/5 A | | | |
| M105YA. | SEC72 FA 60/5 A | | | | 72x72 | EC72 FA | 60/5 A | | | |
| M105YB. | SEC72 FA 75/5 A | | | | 72x72 | EC72 FA | 75/5 A | | | |
| M105YC. | SEC72 FA 100/5 A | | | | 72x72 | EC72 FA | 100/5 A | | | |
| M105YD. | SEC72 FA 125/5 A | | | | 72x72 | EC72 FA | 125/5 A | | | |
| M105YE. | SEC72 FA 150/5 A | | | | 72x72 | EC72 FA | 150/5 A | | | |
| M105YF. | SEC72 FA 200/5 A | | | | 72x72 | EC72 FA | 200/5 A | | | |
| M105YG. | SEC72 FA 250/5 A | | | | 72x72 | EC72 FA | 250/5 A | | | |
| M105YH. | SEC72 FA 300/5 A | | | | 72x72 | EC72 FA | 300/5 A | | | |
| M105YJ. | SEC72 FA 400/5 A | | | | 72x72 | EC72 FA | 400/5 A | | | |
| M105YK. | SEC72 FA 500/5 A | | | | 72x72 | EC72 FA | 500/5 A | | | |
| M105YL. | SEC72 FA 600/5 A | | | | 72x72 | EC72 FA | 600/5 A | | | |
| M105YM. | SEC72 FA 750/5 A | | | | 72x72 | EC72 FA | 750/5 A | | | |
| M105YN. | SEC72 FA 800/5 A | | | | 72x72 | EC72 FA | 800/5 A | | | |
| M105YP. | SEC72 FA 1000/5 A | | | | 72x72 | EC72 FA | 1000/5 A | | | |
| M105YQ. | SEC72 FA 1200/5 A | | | | 72x72 | EC72 FA | 1200/5 A | | | |
| M105YR. | SEC72 FA 1500/5 A | | | | 72x72 | EC72 FA | 1500/5 A | | | |
| M105YS. | SEC72 FA 2000/5 A | | | | 72x72 | EC72 FA | 2000/5 A | | | |
| M105YT. | SEC72 FA 2500/5 A | | | | 72x72 | EC72 FA | 2500/5 A | | | |



SMC48 600/5 A

Code: M122ZL.


| CODE | TYPE | Échelle | Précision | Rang mesure (A) | Modules | Équipement | Pleine échelle | Mesure | Fréquence (Hz) | Description |
|---------|-------------------|---------|-----------|-----------------|---------|------------|----------------|--------|----------------|-------------|
| M105YU. | SEC72 FA 3000/5 A | | | | 72x72 | EC72 FA | 3000/5 A | | | |
| M105YV. | SEC72 FA 4000/5 A | | | | 72x72 | EC72 FA | 4000/5 A | | | |
| M105YW. | SEC72 FA 5000/5 A | | | | 72x72 | EC72 FA | 5000/5 A | | | |
| M118Y3. | SIP72 0...10V | | | | 72x72 | BC72 | 0...10 V | | | |
| M118Y2. | SIP72 0...20mA | | | | 72x72 | BC72 | 0...20 mA | | | |
| M118Y1. | SIP72 4...20mA | | | | 72x72 | BC72 | 4...20 mA | | | |
| M114Y9. | SBC72 50A/60mV | | | | 72x72 | BC72 | 50A/60 mV | | | |
| M104Y1. | SEC72 1000 /110V | | | | 72x72 | EC72 | 1000 /110 V | | | |
| M114YA. | SBC72 60A/60mV | | | | 72x72 | BC72 | 60A/60 mV | | | |
| M104Y2. | SEC72 3300 /110V | | | | 72x72 | EC72 | 3300 /110 V | | | |
| M114YB. | SBC72 75A/60mV | | | | 72x72 | BC72 | 75A/60 mV | | | |
| M104Y3. | SEC72 6600 /110V | | | | 72x72 | EC72 | 6600 /110 V | | | |
| M114YC. | SBC72 100A/60mV | | | | 72x72 | BC72 | 100A/60 mV | | | |
| M104Y4. | SEC72 13200 /110V | | | | 72x72 | EC72 | 13200 /110 V | | | |
| M114YE. | SBC72 150A/60mV | | | | 72x72 | BC72 | 150A/60 mV | | | |
| M122YC. | SMC72 100/5 A | | | 100/5 | 72x72 | MC72 | | | | |
| M104Y5. | SEC72 15000 /110V | | | | 72x72 | EC72 | 15000 /110 V | | | |
| M114YF. | SBC72 200A/60mV | | | | 72x72 | BC72 | 200A/60 mV | | | |
| M122YF. | SMC72 200/5 A | | | 200/5 | 72x72 | MC72 | | | | |
| M104Y6. | SEC72 20000 /110V | | | | 72x72 | EC72 | 20000 /110 V | | | |
| M114YG. | SBC72 250A/60mV | | | | 72x72 | BC72 | 250A/60 mV | | | |
| M122YH. | SMC72 300/5 A | | | 300/5 | 72x72 | MC72 | | | | |
| M104Y7. | SEC72 22000 /110V | | | | 72x72 | EC72 | 22000 /110 V | | | |
| M122YJ. | SMC72 400/5 A | | | 400/5 | 72x72 | MC72 | | | | |
| M102Y2. | SEC72 5/5 A | | | 5/5 | 72x72 | EC72 | 5/5 A | | | |
| M102Y3. | SEC72 10/5 A | | | 10/5 | 72x72 | EC72 | 10/5 A | | | |
| M104Y8. | SEC72 25000 /110V | | | | 72x72 | EC72 | 25000 /110 V | | | |
| M122YK. | SMC72 500/5 A | | | 500/5 | 72x72 | MC72 | | | | |
| M102Y4. | SEC72 15/5 A | | | 15/5 | 72x72 | EC72 | 15/5 A | | | |
| M102Y5. | SEC72 20/5 A | | | 20/5 | 72x72 | EC72 | 20/5 A | | | |
| M122YL. | SMC72 600/5 A | | | 600/5 | 72x72 | MC72 | | | | |
| M102Y6. | SEC72 25/5 A | | | 25/5 | 72x72 | EC72 | 25/5 A | | | |
| M102Y7. | SEC72 30/5 A | | | 30/5 | 72x72 | EC72 | 30/5 A | | | |
| M122YM. | SMC72 750/5 A | | | 750/5 | 72x72 | MC72 | | | | |
| M102Y8. | SEC72 40/5 A | | | 40/5 | 72x72 | EC72 | 40/5 A | | | |
| M102Y9. | SEC72 50/5 A | | | 50/5 | 72x72 | EC72 | 50/5 A | | | |
| M122YN. | SMC72 800/5 A | | | 800/5 | 72x72 | MC72 | | | | |
| M102YA. | SEC72 60/5 A | | | 60/5 | 72x72 | EC72 | 60/5 A | | | |
| M102YB. | SEC72 75/5 A | | | 75/5 | 72x72 | EC72 | 75/5 A | | | |
| M122YP. | SMC72 1000/5 A | | | 1000/5 | 72x72 | MC72 | | | | |
| M102YC. | SEC72 100/5 A | | | 100/5 | 72x72 | EC72 | 100/5 A | | | |
| M102YD. | SEC72 125/5 A | | | 125/5 | 72x72 | EC72 | 125/5 A | | | |
| M122YR. | SMC72 1500/5 A | | | 1500/5 | 72x72 | MC72 | | | | |



SMC48 600/5 A

Code: M122ZL.

| CODE | TYPE | Échelle | Précision | Rang mesure (A) | Modules | Équipement | Pleine échelle | Mesure | Fréquence (Hz) | Description |
|---------|-------------------|---------|-----------|-----------------|---------|------------|----------------|--------|----------------|-------------|
| M102YE. | SEC72 150/5 A | | | 150/5 | 72x72 | EC72 | 150/5 A | | | |
| M102YF. | SEC72 200/5 A | | | 200/5 | 72x72 | EC72 | 200/5 A | | | |
| M122YS. | SMC72 2000/5 A | | | 2000/5 | 72x72 | MC72 | | | | |
| M102YG. | SEC72 250/5 A | | | 250/5 | 72x72 | EC72 | 250/5 A | | | |
| M102YH. | SEC72 300/5 A | | | 300/5 | 72x72 | EC72 | 300/5 A | | | |
| M102YJ. | SEC72 400/5 A | | | 400/5 | 72x72 | EC72 | 400/5 A | | | |
| M102YK. | SEC72 500/5 A | | | 500/5 | 72x72 | EC72 | 500/5 A | | | |
| M102YL. | SEC72 600/5 A | | | 600/5 | 72x72 | EC72 | 600/5 A | | | |
| M102YM. | SEC72 750/5 A | | | 750/5 | 72x72 | EC72 | 750/5 A | | | |
| M102YN. | SEC72 800/5 A | | | 800/5 | 72x72 | EC72 | 800/5 A | | | |
| M102YP. | SEC72 1000/5 A | | | 1000/5 | 72x72 | EC72 | 1000/5 A | | | |
| M102YQ. | SEC72 1200/5 A | | | 1200/5 | 72x72 | EC72 | 1200/5 A | | | |
| M102YR. | SEC72 1500/5 A | | | 1500/5 | 72x72 | EC72 | 1500/5 A | | | |
| M102YS. | SEC72 2000/5 A | | | 2000/5 | 72x72 | EC72 | 2000/5 A | | | |
| M102YT. | SEC72 2500/5 A | | | 2500/5 | 72x72 | EC72 | 2500/5 A | | | |
| M102YU. | SEC72 3000/5 A | | | 3000/5 | 72x72 | EC72 | 3000/5 A | | | |
| M102YV. | SEC72 4000/5 A | | | 4000/5 | 72x72 | EC72 | 4000/5 A | | | |
| M102YW. | SEC72 5000/5 A | | | 5000/5 | 72x72 | EC72 | 5000/5 A | | | |
| M114YH. | SBC72 300A/60mV | | | | 72x72 | BC72 | 300A/60mV | | | |
| M114YJ. | SBC72 400A/60mV | | | | 72x72 | BC72 | 400A/60mV | | | |
| M114YL. | SBC72 600A/60mV | | | | 72x72 | BC72 | 600A/60mV | | | |
| M114YP. | SBC72 1000A/60mV | | | | 72x72 | BC72 | 1000A/60mV | | | |
| M114YR. | SBC72 1500A/60mV | | | | 72x72 | BC72 | 1500A/60mV | | | |
| M114YT. | SBC72 2500A/60mV | | | | 72x72 | BC72 | 2500A/60mV | | | |
| M105X9. | SEC96 FA 50/5 A | | | | 96x96 | EC96 FA | 50/5 A | | | |
| M105XA. | SEC96 FA 60/5 A | | | | 96x96 | EC96 FA | 60/5 A | | | |
| M105XB. | SEC96 FA 75/5 A | | | | 96x96 | EC96 FA | 75/5 A | | | |
| M105XC. | SEC96 FA 100/5 A | | | | 96x96 | EC96 FA | 100/5 A | | | |
| M105XD. | SEC96 FA 125/5 A | | | | 96x96 | EC96 FA | 125/5 A | | | |
| M105XE. | SEC96 FA 150/5 A | | | | 96x96 | EC96 FA | 150/5 A | | | |
| M105XF. | SEC96 FA 200/5 A | | | | 96x96 | EC96 FA | 200/5 A | | | |
| M105XG. | SEC96 FA 250/5 A | | | | 96x96 | EC96 FA | 250/5 A | | | |
| M105XH. | SEC96 FA 300/5 A | | | | 96x96 | EC96 FA | 300/5 A | | | |
| M105XJ. | SEC96 FA 400/5 A | | | | 96x96 | EC96 FA | 400/5 A | | | |
| M105XK. | SEC96 FA 500/5 A | | | | 96x96 | EC96 FA | 500/5 A | | | |
| M105XL. | SEC96 FA 600/5 A | | | | 96x96 | EC96 FA | 600/5 A | | | |
| M105XM. | SEC96 FA 750/5 A | | | | 96x96 | EC96 FA | 750/5 A | | | |
| M105XN. | SEC96 FA 800/5 A | | | | 96x96 | EC96 FA | 800/5 A | | | |
| M105XP. | SEC96 FA 1000/5 A | | | | 96x96 | EC96 FA | 1000/5 A | | | |
| M105XQ. | SEC96 FA 1200/5 A | | | | 96x96 | EC96 FA | 1200/5 A | | | |
| M105XR. | SEC96 FA 1500/5 A | | | | 96x96 | EC96 FA | 1500/5 A | | | |
| M105XS. | SEC96 FA 2000/5 A | | | | 96x96 | EC96 FA | 2000/5 A | | | |
| M105XT. | SEC96 FA 2500/5 A | | | | 96x96 | EC96 FA | 2500/5 A | | | |
| M105XU. | SEC96 FA 3000/5 A | | | | 96x96 | EC96 FA | 3000/5 A | | | |
| M105XV. | SEC96 FA 4000/5 A | | | | 96x96 | EC96 FA | 4000/5 A | | | |



SMC48 600/5 A

Code: M122ZL.


| CODE | TYPE | Échelle | Précision | Rang mesure (A) | Modules | Équipement | Pleine échelle | Mesure | Fréquence (Hz) | Description |
|---------|---------------------|---------|-----------|-----------------|---------|------------|----------------|--------|----------------|-------------|
| M105XW. | SEC96 FA 5000 / 5 A | | | | 96x96 | EC96 FA | 5000 / 5 A | | | |
| M118X3. | SIP96 0...10V | | | | 96x96 | BC96 | 0...10 V | | | |
| M118X2. | SIP96 0...20mA | | | | 96x96 | BC96 | 0...20 mA | | | |
| M118X1. | SIP96 4...20mA | | | | 96x96 | BC96 | 4...20 mA | | | |
| M114X9. | SBC96 50A / 60mV | | | | 96x96 | BC96 | 50A / 60 mV | | | |
| M114XA. | SBC96 60A / 60mV | | | | 96x96 | BC96 | 60A / 60 mV | | | |
| M104X1. | SEC96 1000 / 110V | | | | 96x96 | EC96 | 1000 / 110 V | | | |
| M114XB. | SBC96 75A / 60mV | | | | 96x96 | BC96 | 75A / 60 mV | | | |
| M104X2. | SEC96 3300 / 110V | | | | 96x96 | EC96 | 3300 / 110 V | | | |
| M114XC. | SBC96 100A / 60mV | | | | 96x96 | BC96 | 100A / 60 mV | | | |
| M104X3. | SEC96 6600 / 110V | | | | 96x96 | EC96 | 6600 / 110 V | | | |
| M114XE. | SBC96 150A / 60mV | | | | 96x96 | BC96 | 150A / 60 mV | | | |
| M104X4. | SEC96 13200 / 110V | | | | 96x96 | EC96 | 13200 / 110 V | | | |
| M114XF. | SBC96 200A / 60mV | | | | 96x96 | BC96 | 200A / 60 mV | | | |
| M104X5. | SEC96 15000 / 110V | | | | 96x96 | EC96 | 15000 / 110 V | | | |
| M114XG. | SBC96 250A / 60mV | | | | 96x96 | BC96 | 250A / 60 mV | | | |
| M104X6. | SEC96 20000 / 110V | | | | 96x96 | EC96 | 20000 / 110 V | | | |
| M104X7. | SEC96 22000 / 110V | | | | 96x96 | EC96 | 22000 / 110 V | | | |
| M122XC. | SMC96 100 / 5 A | | | 100 / 5 | 96x96 | MC96 | | | | |
| M104X8. | SEC96 25000 / 110V | | | | 96x96 | EC96 | 25000 / 110 V | | | |
| M122XF. | SMC96 200 / 5 A | | | 200 / 5 | 96x96 | MC96 | | | | |
| M122XH. | SMC96 300 / 5 A | | | 300 / 5 | 96x96 | MC96 | | | | |
| M122XJ. | SMC96 400 / 5 A | | | 400 / 5 | 96x96 | MC96 | | | | |
| M122XK. | SMC96 500 / 5 A | | | 500 / 5 | 96x96 | MC96 | | | | |
| M122XL. | SMC96 600 / 5 A | | | 600 / 5 | 96x96 | MC96 | | | | |
| M122XM. | SMC96 750 / 5 A | | | 750 / 5 | 96x96 | MC96 | | | | |
| M102X2. | SEC96 5 / 5 A | | | 5 / 5 | 96x96 | EC96 | 5 / 5 A | | | |
| M122XN. | SMC96 800 / 5 A | | | 800 / 5 | 96x96 | MC96 | | | | |
| M102X3. | SEC96 10 / 5 A | | | 10 / 5 | 96x96 | EC96 | 10 / 5 A | | | |
| M102X4. | SEC96 15 / 5 A | | | 15 / 5 | 96x96 | EC96 | 15 / 5 A | | | |
| M122XP. | SMC96 1000 / 5 A | | | 1000 / 5 | 96x96 | MC96 | | | | |
| M102X5. | SEC96 20 / 5 A | | | 20 / 5 | 96x96 | EC96 | 20 / 5 A | | | |
| M102X6. | SEC96 25 / 5 A | | | 25 / 5 | 96x96 | EC96 | 25 / 5 A | | | |
| M122XR. | SMC96 1500 / 5 A | | | 1500 / 5 | 96x96 | MC96 | | | | |
| M102X7. | SEC96 30 / 5 A | | | 30 / 5 | 96x96 | EC96 | 30 / 5 A | | | |
| M102X8. | SEC96 40 / 5 A | | | 40 / 5 | 96x96 | EC96 | 40 / 5 A | | | |
| M122XS. | SMC96 2000 / 5 A | | | 2000 / 5 | 96x96 | MC96 | | | | |
| M102X9. | SEC96 50 / 5 A | | | 50 / 5 | 96x96 | EC96 | 50 / 5 A | | | |
| M102XA. | SEC96 60 / 5 A | | | 60 / 5 | 96x96 | EC96 | 60 / 5 A | | | |
| M102XB. | SEC96 75 / 5 A | | | 75 / 5 | 96x96 | EC96 | 75 / 5 A | | | |
| M102XC. | SEC96 100 / 5 A | | | 100 / 5 | 96x96 | EC96 | 100 / 5 A | | | |
| M102XD. | SEC96 125 / 5 A | | | 125 / 5 | 96x96 | EC96 | 125 / 5 A | | | |
| M102XE. | SEC96 150 / 5 A | | | 150 / 5 | 96x96 | EC96 | 150 / 5 A | | | |



SMC48 600/5 A

Code: M122ZL.


| CODE | TYPE | Échelle | Précision | Rang mesure (A) | Modules | Équipement | Pleine échelle | Mesure | Fréquence (Hz) | Description |
|---------|---------------------|---------|-----------|-----------------|---------|------------|----------------|--------|----------------|-------------|
| M102XF. | SEC96 200/5 A | | | 200/5 | 96x96 | EC96 | 200/5 A | | | |
| M102XG. | SEC96 250/5 A | | | 250/5 | 96x96 | EC96 | 250/5 A | | | |
| M102XH. | SEC96 300/5 A | | | 300/5 | 96x96 | EC96 | 300/5 A | | | |
| M102XJ. | SEC96 400/5 A | | | 400/5 | 96x96 | EC96 | 400/5 A | | | |
| M102XK. | SEC96 500/5 A | | | 500/5 | 96x96 | EC96 | 500/5 A | | | |
| M102XL. | SEC96 600/5 A | | | 600/5 | 96x96 | EC96 | 600/5 A | | | |
| M102XM. | SEC96 750/5 A | | | 750/5 | 96x96 | EC96 | 750/5 A | | | |
| M102XN. | SEC96 800/5 A | | | 800/5 | 96x96 | EC96 | 800/5 A | | | |
| M102XP. | SEC96 1000/5 A | | | 1000/5 | 96x96 | EC96 | 1000/5 A | | | |
| M102XQ. | SEC96 1200/5 A | | | 1200/5 | 96x96 | EC96 | 1200/5 A | | | |
| M114XH. | SBC96 300A/60mV | | | | 96x96 | BC96 | 300A/60 mV | | | |
| M102XR. | SEC96 1500/5 A | | | 1500/5 | 96x96 | EC96 | 1500/5 A | | | |
| M102XS. | SEC96 2000/5 A | | | 2000/5 | 96x96 | EC96 | 2000/5 A | | | |
| M114XJ. | SBC96 400A/60mV | | | | 96x96 | BC96 | 400A/60mV | | | |
| M102XT. | SEC96 2500/5 A | | | 2500/5 | 96x96 | EC96 | 2500/5 A | | | |
| M102XU. | SEC96 3000/5 A | | | 3000/5 | 96x96 | EC96 | 3000/5 A | | | |
| M114XL. | SBC96 600A/60mV | | | | 96x96 | BC96 | 600A/60 mV | | | |
| M102XV. | SEC96 4000/5 A | | | 4000/5 | 96x96 | EC96 | 4000/5 A | | | |
| M102XW. | SEC96 5000/5 A | | | 5000/5 | 96x96 | EC96 | 5000/5 A | | | |
| M114XP. | SBC96 1000A/60mV | | | | 96x96 | BC96 | 1000A/60 mV | | | |
| M114XR. | SBC96 1500A/60mV | | | | 96x96 | BC96 | 1500A/60 mV | | | |
| M114XT. | SBC96 2500A/60mV | | | | 96x96 | BC96 | 2500A/60 mV | | | |
| M118U3. | SIPMSC45 0...10V | | | | | BMSC45 | 0...10 V | | | |
| M118U2. | SIPMSC45 0...20mA | | | | | BMSC45 | 0...20 mA | | | |
| M118U1. | SIPMSC45 4...20mA | | | | | BMSC45 | 4...20 mA | | | |
| M114U9. | SBMSC45 50A/60mV | | | | | BMSC45 | 50A/60 mV | | | |
| M114UA. | SBMSC45 60A/60mV | | | | | BMSC45 | 60A/60 mV | | | |
| M114UB. | SBMSC45 75A/60mV | | | | | BMSC45 | 75A/60 mV | | | |
| M104U1. | SEMSC45 1000 /110V | | | | | EMSC45 | 1000 /110 V | | | |
| M114UC. | SBMSC45 100A/60mV | | | | | BMSC45 | 100A/60 mV | | | |
| M104U2. | SEMSC45 3300 /110V | | | | | EMSC45 | 3300 /110 V | | | |
| M114UE. | SBMSC45 150A/60mV | | | | | BMSC45 | 150A/60 mV | | | |
| M104U3. | SEMSC45 6600 /110V | | | | | EMSC45 | 6600 /110 V | | | |
| M114UF. | SBMSC45 200A/60mV | | | | | BMSC45 | 200A/60 mV | | | |
| M104U4. | SEMSC45 13200 /110V | | | | | EMSC45 | 13200 /110 V | | | |
| M114UG. | SBMSC45 250A/60mV | | | | | BMSC45 | 250A/60 mV | | | |
| M104U5. | SEMSC45 15000 /110V | | | | | EMSC45 | 15000 /110 V | | | |
| M104U6. | SEMSC45 20000 /110V | | | | | EMSC45 | 20000 /110 V | | | |
| M104U7. | SEMSC45 22000 /110V | | | | | EMSC45 | 22000 /110 V | | | |
| M104U8. | SEMSC45 25000 /110V | | | | | EMSC45 | 25000 /110 V | | | |



SMC48 600/5 A

Code: M122ZL.


| CODE | TYPE | Échelle | Précision | Rang mesure (A) | Modules | Équipement | Pleine échelle | Mesure | Fréquence (Hz) | Description |
|---------|--------------------|---------|-----------|-----------------|---------|------------|----------------|--------|----------------|-------------|
| M102U9. | SEMSC45 50/5 A | | | 50/5 | | EMSC45 | 50/5 A | | | |
| M102UA. | SEMSC45 60/5 A | | | 60/5 | | EMSC45 | 60/5 A | | | |
| M102UB. | SEMSC45 75/5 A | | | 75/5 | | EMSC45 | 75/5 A | | | |
| M102UC. | SEMSC45 100/5 A | | | 100/5 | | EMSC45 | 100/5 A | | | |
| M102UD. | SEMSC45 125/5 A | | | 125/5 | | EMSC45 | 125/5 A | | | |
| M102UE. | SEMSC45 150/5 A | | | 150/5 | | EMSC45 | 150/5 A | | | |
| M114UH. | SBMSC45 300A/60mV | | | | | BMSC45 | 300A/60 mV | | | |
| M102UF. | SEMSC45 200/5 A | | | 200/5 | | EMSC45 | 200/5 A | | | |
| M102UG. | SEMSC45 250/5 A | | | 250/5 | | EMSC45 | 250/5 A | | | |
| M114UJ. | SBMSC45 400A/60mV | | | | | BMSC45 | 400A/60mV | | | |
| M102UH. | SEMSC45 300/5 A | | | 300/5 | | EMSC45 | 300/5 A | | | |
| M102UJ. | SEMSC45 400/5 A | | | 400/5 | | EMSC45 | 400/5 A | | | |
| M114UL. | SBMSC45 600A/60mV | | | | | BMSC45 | 600A/60 mV | | | |
| M102UK. | SEMSC45 500/5 A | | | 500/5 | | EMSC45 | 500/5 A | | | |
| M102UL. | SEMSC45 600/5 A | | | 600/5 | | EMSC45 | 600/5 A | | | |
| M114UP. | SBMSC45 1000A/60mV | | | | | BMSC45 | 1000A/60 mV | | | |
| M102UM. | SEMSC45 750/5 A | | | 750/5 | | EMSC45 | 750/5 A | | | |
| M102UN. | SEMSC45 800/5 A | | | 800/5 | | EMSC45 | 800/5 A | | | |
| M114UR. | SBMSC45 1500A/60mV | | | | | BMSC45 | 1500A/60 mV | | | |
| M102UP. | SEMSC45 1000/5 A | | | 1000/5 | | EMSC45 | 1000/5 A | | | |
| M102UQ. | SEMSC45 1200/5 A | | | 1200/5 | | EMSC45 | 1200/5 A | | | |
| M114UT. | SBMSC45 2500A/60mV | | | | | BMSC45 | 2500A/60 mV | | | |
| M102UR. | SEMSC45 1500/5 A | | | 1500/5 | | EMSC45 | 1500/5 A | | | |
| M102US. | SEMSC45 2000/5 A | | | 2000/5 | | EMSC45 | 2000/5 A | | | |
| M102UT. | SEMSC45 2500/5 A | | | 2500/5 | | EMSC45 | 2500/5 A | | | |
| M102UU. | SEMSC45 3000/5 A | | | 3000/5 | | EMSC45 | 3000/5 A | | | |
| M102UV. | SEMSC45 4000/5 A | | | 4000/5 | | EMSC45 | 4000/5 A | | | |
| M102UW. | SEMSC45 5000/5 A | | | 5000/5 | | EMSC45 | 5000/5 A | | | |
| M11764. | BMSC45 15V | 90°, P1 | 1,5 | | | BMSC45 | | | | |
| M11765. | BMSC45 30V | 90°, P1 | 1,5 | | | BMSC45 | | | | |
| M11766. | BMSC45 60V | 90°, P1 | 1,5 | | | BMSC45 | | | | |
| M11767. | BMSC45 100V | 90°, P1 | 1,5 | | | BMSC45 | | | | |
| M11768. | BMSC45 150V | 90°, P1 | 1,5 | | | BMSC45 | | | | |
| M1176F. | BMSC45 600V | 90°, P1 | 1,5 | | | BMSC45 | | | | |
| M11813. | BC48 0...10V | 90°, P1 | 1,5 | | 48x48 | BC48 | 0...10 V | | | |
| M11812. | BC48 0...20mA | 90°, P1 | 1,5 | | 48x48 | BC48 | 0...20 mA | | | |
| M11811. | BC48 4...20mA | 90°, P1 | 1,5 | | 48x48 | BC48 | 4...20 mA | | | |
| M11823. | BC72 0...10V | 90°, P1 | 1,5 | | 72x72 | BC72 | 0...10 V | | | |
| M11822. | BC72 0...20mA | 90°, P1 | 1,5 | | 72x72 | BC72 | 0...20 mA | | | |
| M11821. | BC72 4...20mA | 90°, P1 | 1,5 | | 72x72 | BC72 | 4...20 mA | | | |
| M11833. | BC96 0...10V | 90°, P1 | 1,5 | | 96x96 | | 0...10 V | | | |
| M11832. | BC96 0...20mA | 90°, P1 | 1,5 | | 96x96 | BC96 | 0...20 mA | | | |
| M11831. | BC96 4...20mA | 90°, P1 | 1,5 | | 96x96 | BC96 | 4...20 mA | | | |
| M11843. | BC144 0...10V | 90°, P1 | 1,5 | | 144x144 | | 0...10 V | | | |
| M11842. | BC144 0...20mA | 90°, P1 | 1,5 | | 144x144 | | 0...20 mA | | | |



SMC48 600/5 A

Code: M122ZL.


| CODE | TYPE | Échelle | Précision | Rang mesure (A) | Modules | Équipement | Pleine échelle | Mesure | Fréquence (Hz) | Description |
|---------|---------------------|----------|-----------|-----------------|---------|------------|----------------|--------|----------------|-------------|
| M11841. | BC144 4...20mA | 90° , P1 | 1,5 | | 144x144 | | 4...20 mA | | | |
| M11863. | BMSC45 0...10V | 90° , P1 | 1,5 | | | | 0...10 V | | | |
| M11862. | BMSC45 0...20mA | 90° , P1 | 1,5 | | | | 0...20 mA | | | |
| M11861. | BMSC45 4...20mA | 90° , P1 | 1,5 | | | | 4...20 mA | | | |
| M126YC. | SEMC72 100 /5A | | | 100/5 | 72x72 | EMC72 | | | | |
| M126YF. | SEMC72 200 /5A | | | 200/5 | 72x72 | EMC72 | | | | |
| M126YH. | SEMC72 300 /5A | | | 300/5 | 72x72 | EMC72 | | | | |
| M126YJ. | SEMC72 400 /5A | | | 400/5 | 72x72 | EMC72 | | | | |
| M126YK. | SEMC72 500 /5A | | | 500/5 | 72x72 | EMC72 | | | | |
| M126YL. | SEMC72 600 /5A | | | 600/5 | 72x72 | EMC72 | | | | |
| M126YM. | SEMC72 750 /5A | | | 750/5 | 72x72 | EMC72 | | | | |
| M126YN. | SEMC72 800 /5A | | | 800/5 | 72x72 | EMC72 | | | | |
| M126YP. | SEMC72 1000 /5A | | | 1000/5 | 72x72 | EMC72 | | | | |
| M126YR. | SEMC72 1500 /5A | | | 1500/5 | 72x72 | EMC72 | | | | |
| M126YS. | SEMC72 2000 /5A | | | 2000/5 | 72x72 | EMC72 | | | | |
| M126XC. | SEMC96 100 /5A | | | 100/5 | 96x96 | EMC96 | | | | |
| M126XF. | SEMC96 200 /5A | | | 200/5 | 96x96 | EMC96 | | | | |
| M126XH. | SEMC96 300 /5A | | | 300/5 | 96x96 | EMC96 | | | | |
| M126XJ. | SEMC96 400 /5A | | | 400/5 | 96x96 | EMC96 | | | | |
| M126XK. | SEMC96 500 /5A | | | 500/5 | 96x96 | EMC96 | | | | |
| M126XL. | SEMC96 600 /5A | | | 600/5 | 96x96 | EMC96 | | | | |
| M126XM. | SEMC96 750 /5A | | | 750/5 | 96x96 | EMC96 | | | | |
| M126XN. | SEMC96 800 /5A | | | 800/5 | 96x96 | EMC96 | | | | |
| M126XP. | SEMC96 1000 /5A | | | 1000/5 | 96x96 | EMC96 | | | | |
| M126XR. | SEMC96 1500 /5A | | | 1500/5 | 96x96 | EMC96 | | | | |
| M126XS. | SEMC96 2000 /5A | | | 2000/5 | 96x96 | EMC96 | | | | |
| M14810. | CEC96 .../5A | 90° , P2 | 1,5 | | 96x96 | | .../5 A | | | |
| M14821. | CEC96 150V | 90° , P1 | 1,5 | | 96x96 | | | | | |
| M14822. | CEC96 250V | 90° , P1 | 1,5 | | 96x96 | | | | | |
| M14823. | CEC96 300V | 90° , P1 | 1,5 | | 96x96 | | | | | |
| M14824. | CEC96 400V | 90° , P1 | 1,5 | | 96x96 | | | | | |
| M14825. | CEC96 500V | 90° , P1 | 1,5 | | 96x96 | | | | | |
| M14826. | CEC96 600V | 90° , P1 | 1,5 | | 96x96 | | | | | |
| M14820. | CEC96 .../110V | 90° , P1 | 1,5 | | 96x96 | | .../110 V | | | |
| M130J9. | SWM96 50/5A 20kW | | | 50/5 | 96x96 | WM96 | 20 kW | | | |
| M130JC. | SWM96 100/5A 40kW | | | 100/5 | 96x96 | WM96 | 40 kW | | | |
| M130JE. | SWM96 150/5A 60kW | | | 150/5 | 96x96 | WM96 | 60 kW | | | |
| M130JF. | SWM96 200/5A 80kW | | | 200/5 | 96x96 | WM96 | 80 kW | | | |
| M130JH. | SWM96 300/5A 120kW | | | 300/5 | 96x96 | WM96 | 120 kW | | | |
| M130JJ. | SWM96 400/5A 160kW | | | 400/5 | 96x96 | WM96 | 160 kW | | | |
| M130JK. | SWM96 500/5A 200kW | | | 500/5 | 96x96 | WM96 | 200 kW | | | |
| M130JL. | SWM96 600/5A 240kW | | | 600/5 | 96x96 | WM96 | 240 kW | | | |
| M130JP. | SWM96 1000/5A 400kW | | | 1000/5 | 96x96 | WM96 | 400 kW | | | |
| M130JR. | SWM96 1500/5A 600kW | | | 1500/5 | 96x96 | WM96 | 600 kW | | | |
| M130JS. | SWM96 2000/5A 800kW | | | 2000/5 | 96x96 | WM96 | 800 kW | | | |
| M130JU. | SWM96 3000/5A 1,2MW | | | 3000/5 | 96x96 | WM96 | 1,2 MW | | | |
| M130JV. | SWM96 4000/5A 1,6MW | | | 4000/5 | 96x96 | WM96 | 1,6 MW | | | |
| M130JW. | SWM96 5000/5A 2MW | | | 5000/5 | 96x96 | WM96 | 2 MW | | | |



SMC48 600/5 A

Code: M122ZL.


| CODE | TYPE | Échelle | Précision | Rang mesure (A) | Modules | Équipement | Pleine échelle | Mesure | Fréquence (Hz) | Description |
|---------|-----------------------|--|------------|-----------------|---------|------------|----------------|--------|----------------|-------------|
| M130K9. | SWT96E 50/5A 30kW | | | 50/5 | 96x96 | WT96E | 30 kW | | | |
| M130KB. | SWT96E 75/5A 50kW | | | 75/5 | 96x96 | WT96E | 50 kW | | | |
| M130KC. | SWT96E 100/5A 60kW | | | 100/5 | 96x96 | WT96E | 60 kW | | | |
| M130KE. | SWT96E 150/5A 90kW | | | 150/5 | 96x96 | WT96E | 90 kW | | | |
| M130KF. | SWT96E 200/5A 120kW | | | 200/5 | 96x96 | WT96E | 120 kW | | | |
| M130KH. | SWT96E 300/5A 180kW | | | 300/5 | 96x96 | WT96E | 180 kW | | | |
| M130KJ. | SWT96E 400/5A 240kW | | | 400/5 | 96x96 | WT96E | 240 kW | | | |
| M130KK. | SWT96E 500/5A 300kW | | | 500/5 | 96x96 | WT96E | 300 kW | | | |
| M130KL. | SWT96E 600/5A 360kW | | | 600/5 | 96x96 | WT96E | 360 kW | | | |
| M130KP. | SWT96E 1000/5A 600kW | | | 1000/5 | 96x96 | WT96E | 600 kW | | | |
| M130KR. | SWT96E 1500/5A 900kW | | | 1500/5 | 96x96 | WT96E | 900 kW | | | |
| M130KS. | SWT96E 2000/5A 1,2MW | | | 2000/5 | 96x96 | WT96E | 1,2 MW | | | |
| M130KU. | SWT96E 3000/5A 1,8MW | | | 3000/5 | 96x96 | WT96E | 1,8 MW | | | |
| M130KV. | SWT96E 4000/5A 2,4MW | | | 4000/5 | 96x96 | WT96E | 2,4 MW | | | |
| M130KW. | SWT96E 5000/5A 3MW | | | 5000/5 | 96x96 | WT96E | 3 MW | | | |
| M130L9. | SWT96AN 50/5A 30kW | | | 50/5 | 96x96 | WT96AN | 30 kW | | | |
| M130LB. | SWT96AN 75/5A 50kW | | | 75/5 | 96x96 | WT96AN | 50 kW | | | |
| M130LC. | SWT96AN 100/5A 60kW | | | 100/5 | 96x96 | WT96AN | 60 kW | | | |
| M130LE. | SWT96AN 150/5A 90kW | | | 150/5 | 96x96 | WT96AN | 90 kW | | | |
| M130LF. | SWT96AN 200/5A 120kW | | | 200/5 | 96x96 | WT96AN | 120 kW | | | |
| M130LH. | SWT96AN 300/5A 180kW | | | 300/5 | 96x96 | WT96AN | 180 kW | | | |
| M130LJ. | SWT96AN 400/5A 240kW | | | 400/5 | 96x96 | WT96AN | 240 kW | | | |
| M130LK. | SWT96AN 500/5A 300kW | | | 500/5 | 96x96 | WT96AN | 300 kW | | | |
| M130LL. | SWT96AN 600/5A 360kW | | | 600/5 | 96x96 | WT96AN | 360 kW | | | |
| M130LP. | SWT96AN 1000/5A 600kW | | | 1000/5 | 96x96 | WT96AN | 600 kW | | | |
| M130LR. | SWT96AN 1500/5A 900kW | | | 1500/5 | 96x96 | WT96AN | 900 kW | | | |
| M130LS. | SWT96AN 2000/5A 1,2MW | | | 2000/5 | 96x96 | WT96AN | 1.2 MW | | | |
| M130LU. | SWT96AN 3000/5A 1,8MW | | | 3000/5 | 96x96 | WT96AN | 1.8 MW | | | |
| M130LV. | SWT96AN 4000/5A 2,4MW | | | 4000/5 | 96x96 | WT96AN | 2,4 MW | | | |
| M130LW. | SWT96AN 5000/5A 3MW | | | 5000/5 | 96x96 | WT96AN | 3 MW | | | |
| M12523. | ZC72 0...10V | 240° P1 | 1,5 | | 72x72 | | 0...10 V | | | |
| M12521. | ZC72 4...20mA | 240° P1 | 1,5 | | 72x72 | | 4...20 mA | | | |
| M12520. | ZC72 .../60mV | 240° P1 | 1,5 | | 72x72 | | .../60 mV | | | |
| M12533. | ZC96 0...10V | 240° P1 | 1,5 | | 96x96 | | 0...10 V | | | |
| M12531. | ZC96 4...20mA | 240° P1 | 1,5 | | 96x96 | | 4...20 mA | | | |
| M12530. | ZC96 .../60mV | 240° P1 | 1,5 | | 96x96 | | ...60 mV | | | |
| M12543. | ZC144 0...10V | 240° P1 | 1,5 | | 144x144 | | 0...10 V | | | |
| M12541. | ZC144 4...20mA | 240° P1 | 1,5 | | 144x144 | | 4...20 mA | | | |
| M12540. | ZC144 .../60mV | 240° P1 | 1,5 | | 144x144 | | .../60 mV | | | |
| M12211. | MC48 .../5 A | 90°, P1, 2 | 3 | .../5 A | 48x48 | | | | | |
| M12221. | MC72 .../5A | 90°, P1, 2 | 3 | .../5 A | 72x72 | | | | | |
| M15521. | MC72 .../5A 120% | 90°, P1, 2 | 3 | .../5 A | 72x72 | | | | | |
| M12231. | MC96 .../5 A | 90°, P1, 2 | 3 | .../5 A | 96x96 | | | | | |
| M15531. | MC96 .../5A 120% | 90°, P1, 2 | 3 | .../5 A | 96x96 | | | | | |
| M12241. | MC144 .../5A | 90°, P1, 2 | 3 | .../5 A | 144x144 | | | | | |
| M12622. | EMC72 .../5A | Doble escala 90°, P1,2, hierro móvil P2 | Bimetálico | .../5 A | 72x72 | | | | | |



SMC48 600/5 A

Code: M122ZL.


| CODE | TYPE | Échelle | Précision | Rang mesure (A) | Modules | Équipement | Pleine échelle | Mesure | Fréquence (Hz) | Description |
|--------------------------------|----------------------|---|------------|-----------------|---------|------------|----------------|-------------------|------------------------|-------------|
| M12632. | EMC96 .../5A | Doble escala 90°, P1,2, hierro móvil P2 | Bimetálico | .../5 A | 96x96 | | | | | |
| M12642. | EMC144 .../5A | Doble escala 90°, P1,2, hierro móvil P2 | Bimetálico | .../5 A | 144x144 | | | | | |
| HC72 | | | | | | | | | | |
| M12721. | HC72 45-55Hz 230V | 90° | 0,5 | | 72x72 | | | 45...55 Hz | 45...55 | |
| HC96 | | | | | | | | | | |
| M12731. | HC96 45-55Hz 230V | 90° | 0,5 | | 96x96 | | | 45...55 Hz | 45...55 | |
| HC144 | | | | | | | | | | |
| M12741. | HC144 45-55Hz 230V | 90° | 0,5 | | 144x144 | | | 45...55 Hz | 45...55 | |
| HMSC45 | | | | | | | | | | |
| M12761. | HMSC45 45-55Hz 230V | 90° | 0,5 | | | | | 45...55 Hz | 45...55 | |
| M1291100A0000 | HLC48 48,5-51,5Hz 7L | | 0,5 | | 48x48 | | | 48,5...51,5 Hz | 48,5...51,5, 7 láminas | |
| M1291100B0000 | HLC48 58,5-61,5Hz 7L | | 0,5 | | 48x48 | | | 58,5...61,5 Hz | 58,5...61,5, 7 láminas | |
| M1292100C0000 | HLC72 47-53Hz 13L | | 0,5 | | 72x72 | | | 47...53 Hz | 47...53, 13 láminas | |
| M129210010000 | HLC72 57-63Hz 13L | | 0,5 | | 72x72 | | | 57...63 Hz | 53...63, 13 láminas | |
| M1293100C0000 | HLC96 47-53Hz 13L | | 0,5 | | 96x96 | | | 47...53 Hz | 47...53, 13 láminas | |
| M129310010000 | HLC96 57-63Hz 13L | | 0,5 | | 96x96 | | | 57...63 Hz | 57...63, 13 láminas | |
| M129310080000 | HLC96 46-54Hz 17L | | 0,5 | | 96x96 | | | 46...54 Hz | 46...54, 17 láminas | |
| M129310090000 | HLC96 56-64Hz 17L | | 0,5 | | 96x96 | | | 56...64 Hz | 57...63, 17 láminas | |
| M129410060000 | HLC144 45-55Hz 21L | | 0,5 | | 144x144 | | | 45...55 Hz | 45...55, 21 láminas | |
| M129410070000 | HLC144 55-65Hz 21L | | 0,5 | | 144x144 | | | 55...65 Hz | 55...65, 21 láminas | |
| Monophasé | | | | | | | | | | |
| M13031. | WMC96 400V .../5A | 90° P1 | 1,5 | | 96x96 | WMC96 | | 400 Vf-f, .../5 A | | |
| M13041. | WMC144 400V .../5A | 90° P1 | 1,5 | | 96x96 | WMC144 | | 400 Vf-f, .../5 A | | |
| Triphasés équilibrés | | | | | | | | | | |
| M13032. | WTC96E 400V .../5A | 90° P1 | 1,5 | | 96x96 | WTC96 | | 400 Vf-f, .../5 A | | |
| M13042. | WTC144E 400V .../5A | 90° P1 | 1,5 | | 144x144 | WTC144E | | 400 Vf-f, .../5 A | | |
| Triphasés 3 fils (ARON) | | | | | | | | | | |
| M13034. | WTC96A 110V .../5A | 90° P1 | 1,5 | | 96x96 | WTC96A | | 110 Vf-f, .../5A | | |
| M13044. | WTC144A 110V .../5A | 90° P1 | 1,5 | | 144x144 | WTC144A | | 110 Vf-f, .../5A | | |
| Triphasés 4 fils | | | | | | | | | | |
| M13033. | WTC96AN 400V .../5A | 90° P1 | 1,5 | | 96x96 | WTC96AN | | 400 Vf-f, .../5 A | | |
| M13043. | WTC144AN 400V .../5A | 90° P1 | 1,5 | | 144x144 | WTC144AN | | 400 Vf-f, .../5 A | | |



SMC48 600/5 A

Code: M122ZL.


| CODE | TYPE | Échelle | Précision | Rang mesure (A) | Modules | Équipement | Pleine échelle | Mesure | Fréquence (Hz) | Description |
|--------------------------------|-------------------|---------|-----------|-----------------|---------|------------|----------------|---------------------|----------------|-------------|
| Monophasé | | | | | | | | | | |
| M13431. | FEMC96 100/√3 V | 90° P1 | 1,5 | | 96x96 | | | | | |
| M13432. | FEMC96 110/√3 V | 90° P1 | 1,5 | | 96x96 | | | | | |
| M13433. | FEMC96 100V | 90° P1 | 1,5 | | 96x96 | | | | | |
| M13434. | FEMC96 110V | 90° P1 | 1,5 | | 96x96 | | | | | |
| M13435. | FEMC96 230V | 90° P1 | 1,5 | | 96x96 | | | | | |
| M13436. | FEMC96 400V | 90° P1 | 1,5 | | 96x96 | | | | | |
| M13437. | FEMC96 440V | 90° P1 | 1,5 | | 96x96 | | | | | |
| M13438. | FEMC96 500V | 90° P1 | 1,5 | | 96x96 | | | | | |
| M13441. | FEMC144 100/√3 V | 90° P1 | 1,5 | | 144x144 | | | | | |
| M13442. | FEMC144 110/√3 V | 90° P1 | 1,5 | | 144x144 | | | | | |
| M13443. | FEMC144 100V | 90° P1 | 1,5 | | 144x144 | | | | | |
| M13444. | FEMC144 110V | 90° P1 | 1,5 | | 144x144 | | | | | |
| M13445. | FEMC144 230V | 90° P1 | 1,5 | | 144x144 | | | | | |
| M13446. | FEMC144 400V | 90° P1 | 1,5 | | 144x144 | | | | | |
| M13447. | FEMC144 440V | 90° P1 | 1,5 | | 144x144 | | | | | |
| M13448. | FEMC144 500V | 90° P1 | 1,5 | | 144x144 | | | | | |
| Triphasés équilibrés | | | | | | | | | | |
| M1343C. | FETC96 100V | 90° P1 | 1,5 | | 96x96 | | | | | |
| M1343D. | FETC96 110V | 90° P1 | 1,5 | | 96x96 | | | | | |
| M1343E. | FETC96 230V | 90° P1 | 1,5 | | 96x96 | | | | | |
| M1343F. | FETC96 400V | 90° P1 | 1,5 | | 96x96 | | | | | |
| M1343G. | FETC96 440V | 90° P1 | 1,5 | | 96x96 | | | | | |
| M1343H. | FETC96 500V | 90° P1 | 1,5 | | 96x96 | | | | | |
| M1344C. | FETC144 100V | 90° P1 | 1,5 | | 144x144 | | | | | |
| M1344D. | FETC144 110V | 90° P1 | 1,5 | | 144x144 | | | | | |
| M1344E. | FETC144 230V | 90° P1 | 1,5 | | 144x144 | | | | | |
| M1344F. | FETC144 400V | 90° P1 | 1,5 | | 144x144 | | | | | |
| M1344G. | FETC144 440V | 90° P1 | 1,5 | | 144x144 | | | | | |
| M1344H. | FETC144 500V | 90° P1 | 1,5 | | 144x144 | | | | | |
| Monophasés | | | | | | | | | | |
| M14721. | PGR96M .../5A | 90°, P2 | 1,5 | .../5 A | 96x96 | CW-M | | 110/√3 ... 500 V | | |
| Triphasés équilibrés | | | | | | | | | | |
| M14722. | PGR96E .../5A | 90°, P2 | 1,5 | .../5 A | 96x96 | CW-TE | | 110 ... 500 V | | |
| Triphasés 3 fils (ARON) | | | | | | | | | | |
| M14724. | PGR96A .../5A | 90°, P2 | 1,5 | .../5 A | 96x96 | CW-TA | | 110 ... 500 V | | |
| Triphasés 4 fils | | | | | | | | | | |
| M14723. | PGR96AN .../5A | 90°, P2 | 1,5 | .../5 A | 96x96 | CW-TAN | | 110 ... 500 V | | |
| M13831. | 2EC96 2x.../100V | 90° | 1,5 | | 96x96 | 2EC96 | | | | |
| M13832. | 2EC96 2x.../110V | 90° | 1,5 | | 96x96 | 2EC96 | | | | |
| M13833. | 2EC96 2x220V | 90° | 1,5 | | 96x96 | 2EC96 | | | | |
| M13834. | 2EC96 2x380V | 90° | 1,5 | | 96x96 | 2EC96 | | | | |
| M13835. | 2EC96 2x440V | 90° | 1,5 | | 96x96 | 2EC96 | | | | |
| M13841. | 2EC144 2x.../100V | 90° | 1,5 | | 144x144 | 2EC144 | | | | |
| M13842. | 2EC144 2x.../110V | 90° | 1,5 | | 144x144 | 2EC144 | | | | |
| M13843. | 2EC144 2x220V | 90° | 1,5 | | 144x144 | 2EC144 | | | | |



SMC48 600/5 A

Code: M122ZL.


| CODE | TYPE | Échelle | Précision | Rang mesure (A) | Modules | Équipement | Pleine échelle | Mesure | Fréquence (Hz) | Description |
|---------------------------|---------------------------|---------|-----------|-----------------|---------|------------|----------------|------------|---------------------|-------------|
| M13844. | 2EC144 2x380V | 90° | 1,5 | | 144x144 | 2EC144 | | | | |
| M13845. | 2EC144 2x440V | 90° | 1,5 | | 144x144 | 2EC144 | | | | |
| Aiguille, 230 V | | | | | | | | | | |
| M12732. | 2HC96 45-55Hz | 90° | 0,5 | | 96x96 | | | 45...55 Hz | 45...55 | |
| M12742. | 2HC144 45-55Hz | 90° | 0,5 | | 144x144 | | | 45...55 Hz | 45...55 | |
| M1293200C0000 | 2HLC96 47-53Hz | | 0,5 | | 96x96 | | | 47...53 Hz | 47...53, 13 l minas | |
| M129320010000 | 2HLC96 57-63Hz | | 0,5 | | 96x96 | | | 57...63 Hz | 57...63, 13 l minas | |
| M129320080000 | 2HLC96 46-54Hz | | 0,5 | | 96x96 | | | 46...54 Hz | 46...54, 17 l minas | |
| M129320090000 | 2HLC96 56-64Hz | | 0,5 | | 96x96 | | | 56...64 Hz | 56...64, 17 l minas | |
| M129420060000 | 2HLC144 45-55Hz | | 0,5 | | 144x144 | | | 45...55 Hz | 45...55, 21 l minas | |
| M129420070000 | 2HLC144 55-65Hz | | 0,5 | | 144x144 | | | 55...65 Hz | 55...65, 21 l minas | |
| Monophas  | | | | | | | | | | |
| M14431. | SMC96 110V | | 1,5 | | 96x96 | SMC96 | | | | |
| M14432. | SMC96 230V | | 1,5 | | 96x96 | SMC96 | | | | |
| M14433. | SMC96 400V | | 1,5 | | 96x96 | SMC96 | | | | |
| M14434. | SMC96 500V | | 1,5 | | 96x96 | SMC96 | | | | |
| M14441. | SMC144 110V | | 1,5 | | 144x144 | SMC144 | | | | |
| M14442. | SMC144 230V | | 1,5 | | 144x144 | SMC144 | | | | |
| M14443. | SMC144 400V | | 1,5 | | 144x144 | SMC144 | | | | |
| M14444. | SMC144 500V | | 1,5 | | 144x144 | SMC144 | | | | |
| Triphas  | | | | | | | | | | |
| M14435. | STC96 110V | | 1,5 | | 96x96 | STC96 | | | | |
| M14436. | STC96 230V | | 1,5 | | 96x96 | STC96 | | | | |
| M14437. | STC96 400V | | 1,5 | | 96x96 | STC96 | | | | |
| M14438. | STC96 500V | | 1,5 | | 96x96 | STC96 | | | | |
| M14445. | STC144 110V | | 1,5 | | 144x144 | STC144 | | | | |
| M14446. | STC144 230V | | 1,5 | | 144x144 | STC144 | | | | |
| M14447. | STC144 400V | | 1,5 | | 144x144 | STC144 | | | | |
| M14448. | STC144 500V | | 1,5 | | 144x144 | STC144 | | | | |
| Alimentation 400 V | | | | | | | | | | |
| M14624. | SYNCHROMAX 30...150V | | | | | | | | 35...80 | |
| M14625. | SYNCHROMAX 110...600V | | | | | | | | 35...80 | |
| M14634. | SYNCHROMAX-PID 30...150V | | | | | | | | 35...80 | |
| M14635. | SYNCHROMAX-PID 110...600V | | | | | | | | 35...80 | |
| M13726. | UC72 100...150V | | | | 72x72 | UC72 | | | | |
| M13721. | UC72 150...500V | | | | 72x72 | UC72 | | | | |
| M13736. | UC96 100 ...150V | | | | 96x96 | UC96 | | | | |
| M13731. | UC96 150...500V | | | | 96x96 | UC96 | | | | |
| M13754. | CUC96 230V | | | | 96x96 | CUC96 | | | | |
| M13755. | CUC96 400V | | | | 96x96 | CUC96 | | | | |
| M14911. | CH48 | | | | 48x48 | | | | 50 | |
| M14921. | CH72 | | | | 72x72 | | | | 50 | |
| M14931. | CH96 | | | | 96x96 | | | | 50 | |
| M14951. | CH45 | | | | | | | | 50 | |



SMC48 600/5 A

Code: M12ZZL.

| CODE | TYPE | Échelle | Précision | Rang mesure (A) | Modules | Équipement | Pleine échelle | Mesure | Fréquence (Hz) | Description |
|---------|------------------------|---------|-----------|-----------------|---------|------------|----------------|---------------------------------|----------------|--|
| M15051. | MEG-1000 | 90° | 1,5 | | | | | 0 ... 500 kΩ 0,5 ... 5 MΩ | 50...60 | |
| M1ZZ52. | Joint IP54 C48 | | | | | | | | | Joint IP 54, 48 x 48 |
| M1ZZ53. | Joint IP54 C72 | | | | | | | | | Joint IP 54, 72 x 72 |
| M1ZZ54. | Joint IP54 C96 | | | | 96x96 | | | | | |
| M1ZZ55. | Joint IP54 C144 | | | | 144x144 | | | | | |
| M19941. | FIP-C48 | | | | | | | | | Protection IP 65, 48 x 48 |
| M19942. | FIP-C72 | | | | | | | | | Protection IP 65, 72 x 72 |
| M19943. | FIP-C96 | | | | 96x96 | | | | | |
| M19944. | FIP-C144 | | | | 144x144 | | | | | |
| M19921. | Tapa cubrebornas 48x48 | | | | | | | | | Capuchon couvre-bornes (IP 20) 48 x 48 |
| M19922. | Tapa cubrebornas 72x72 | | | | | | | | | Capuchon couvre-bornes (IP 20) 72 x 72 |
| M19923. | Tapa cubrebornas 96x96 | | | | | | | | | Capuchon couvre-bornes (IP 20) 96 x 96 |



SMC48 600/5 A

Code: M122ZL.

Connexions

