



SMC48 500/5 A

SMC48 500/5 A, Échelle échangeable pour ampèremètre maximètre MC, panneau 48x48

Code: M122ZK. DESCATALOGADO

- > Rang mesure (A): 500/5
- > Équipement: MC48
- > Modules: 48x48

Spécifications

Caractéristiques mécaniques

Taille (mm) larg. x haut. x prof.	41 x 39 x 1 (mm)
Poids (kg)	0,002

M1S Échelles


CODE	TYPE	Échelle	Précision	Rang mesure (A)	Modules	Équipement	Pleine échelle	Mesure	Fréquence (Hz)	Description
M10134.	EC96 250mA	90°, P2	1,5	0,25	96x96					
M14830.	CBC96 .../60mV	90°, P1	1,5		96x96					
M10212.	EC48 5A	90°, P2	1,5	5	48x48					
M10213.	EC48 10A	90°, P2	1,5	10	48x48					
M10214.	EC48 15A	90°, P2	1,5	15	48x48					
M10215.	EC48 20A	90°, P2	1,5	20	48x48					
M10216.	EC48 25A	90°, P2	1,5	25	48x48					
M10217.	EC48 30A	90°, P2	1,5	30	48x48					
M10218.	EC48 40A	90°, P2	1,5	40	48x48					
M10219.	EC48 50A	90°, P2	1,5	50	48x48					
M1021A.	EC48 60A	90°, P2	1,5	60	48x48					
M10210.	EC48 .../5A	90°, P2	1,5	.../5 A	48x48					
M10222.	EC72 5A	90°, P2	1,5	5	72x72					
M10223.	EC72 10A	90°, P2	1,5	10	72x72					
M10224.	EC72 15A	90°, P2	1,5	15	72x72					
M10225.	EC72 20A	90°, P2	1,5	20	72x72					
M10226.	EC72 25A	90°, P2	1,5	25	72x72					
M10227.	EC72 30A	90°, P2	1,5	30	72x72					
M10228.	EC72 40A	90°, P2	1,5	40	72x72					
M10229.	EC72 50A	90°, P2	1,5	50	72x72					
M1022A.	EC72 60A	90°, P2	1,5	60	72x72					
M1022B.	EC72 75A	90°, P2	1,5	75	72x72					
M1022C.	EC72 100A	90°, P2	1,5	100	72x72					
M10220.	EC72 .../5A	90°, P2	1,5	.../5 A	72x72					
M10232.	EC96 5A	90°, P2	1,5	5	96x96					
M10233.	EC96 10A	90°, P2	1,5	10	96x96					
M10234.	EC96 15A	90°, P2	1,5	15	96x96					
M10235.	EC96 20A	90°, P2	1,5	20	96x96					
M10236.	EC96 25A	90°, P2	1,5	25	96x96					
M10237.	EC96 30A	90°, P2	1,5	30	96x96					



SMC48 500/5 A

Code: M122ZK.


CODE	TYPE	Échelle	Précision	Rang mesure (A)	Modules	Équipement	Pleine échelle	Mesure	Fréquence (Hz)	Description
M10238.	EC96 40A	90°, P2	1,5	40	96x96					
M10239.	EC96 50A	90°, P2	1,5	50	96x96					
M1023A.	EC96 60A	90°, P2	1,5	60	96x96					
M1023B.	EC96 75A	90°, P2	1,5	75	96x96					
M1023C.	EC96 100A	90°, P2	1,5	100	96x96					
M10230.	EC96 .../5A	90°, P2	1,5	.../5 A	96x96					
M10521.	EC72 FA .../5 A	90°, P2	1,5	.../5 A	72x72					
M10531.	EC96 FA .../5 A	90°, P2	1,5	.../5 A	96x96					
M14841.	CBC96 150V	90°, P1	1,5		96x96					
M14842.	CBC96 250V	90°, P1	1,5		96x96					
M14843.	CBC96 300V	90°, P1	1,5		96x96					
M14845.	CBC96 500V	90°, P1	1,5		96x96					
M10415.	EC48 250V	90°, P1	1,5		48x48					
M10416.	EC48 300V	90°, P1	1,5		48x48					
M10417.	EC48 400V	90°, P1	1,5		48x48					
M10418.	EC48 500V	90°, P1	1,5		48x48					
M10419.	EC48 600V	90°, P1	1,5		48x48					
M10410.	EC48 .../110V	90°, P1	1,5		48x48					
M10425.	EC72 250V	90°, P1	1,5		72x72					
M10426.	EC72 300V	90°, P1	1,5		72x72					
M10427.	EC72 400V	90°, P1	1,5		72x72					
M10428.	EC72 500V	90°, P1	1,5		72x72					
M10429.	EC72 600V	90°, P1	1,5		72x72					
M10420.	EC72 .../110V	90°, P1	1,5		72x72					
M10435.	EC96 250V	90°, P1	1,5		96x96					
M10436.	EC96 300V	90°, P1	1,5		96x96					
M10437.	EC96 400V	90°, P1	1,5		96x96					
M10438.	EC96 500V	90°, P1	1,5		96x96					
M10439.	EC96 600V	90°, P1	1,5		96x96					
M10430.	EC96 .../110V	90°, P1	1,5		96x96					
Triphasés 3 fils										
M10625.	EC72 FIII 250V	90°, P1	1,5		72x72					
M10626.	EC72 FIII 300V	90°, P1	1,5		72x72					
M10627.	EC72 FIII 400V	90°, P1	1,5		72x72					
M10628.	EC72 FIII 500V	90°, P1	1,5		72x72					
M10629.	EC72 FIII 600V	90°, P1	1,5		72x72					
M10632.	EC96 FIII .../110V	90°, P1	1,5		72x72					
M10635.	EC96 FIII 250V	90°, P1	1,5		96x96					
M10636.	EC96 FIII 300V	90°, P1	1,5		96x96					
M10637.	EC96 FIII 400V	90°, P1	1,5		96x96					
M10638.	EC96 FIII 500V	90°, P1	1,5		96x96					
M10639.	EC96 FIII 600V	90°, P1	1,5		96x96					
Triphasés 4 fils										
M10725.	EC72 F III+N 250V	90°, P1	1,5		72x72					
M10726.	EC72 F III+N 300V	90°, P1	1,5		72x72					
M10727.	EC72 F III+N 400V	90°, P1	1,5		72x72					
M10728.	EC72 F III+N 500V	90°, P1	1,5		72x72					
M10729.	EC72 F III+N 600V	90°, P1	1,5		72x72					



SMC48 500/5 A

Code: M122ZK.


CODE	TYPE	Échelle	Précision	Rang mesure (A)	Modules	Équipement	Pleine échelle	Mesure	Fréquence (Hz)	Description
M10735.	EC96 F III+N 250V	90°, P1	1,5		96x96					
M10736.	EC96 F III+N 300V	90°, P1	1,5		96x96					
M10737.	EC96 F III+N 400V	90°, P1	1,5		96x96					
M10738.	EC96 F III+N 500V	90°, P1	1,5		96x96					
M10739.	EC96 F III+N 600V	90°, P1	1,5		96x96					
M11412.	BC48 5A	90°, P1	1,5	5	48x48	BC48				
M11413.	BC48 10A	90°, P1	1,5	10	48x48	BC48				
M11416.	BC48 25A	90°, P1	1,5	25	48x48	BC48				
M11419.	BC48 50A	90°, P1	1,5	50	48x48	BC48				
M11410.	BC48 .../60mV	90°, P1	1,5	.../60mV	48x48	BC48				
M11422.	BC72 5A	90°, P1	1,5	5	72x72	BC72				
M11423.	BC72 10A	90°, P1	1,5	10	72x72	BC72				
M11426.	BC72 25A	90°, P1	1,5	25	72x72	BC72				
M11429.	BC72 50A	90°, P1	1,5	50	72x72	BC72				
M1142A.	BC72 60A	90°, P1	1,5	60	72x72	BC72				
M11420.	BC72 .../60mV	90°, P1	1,5	.../60mV	72x72	BC72				
M11432.	BC96 5A	90°, P1	1,5	5	96x96	BC96				
M11433.	BC96 10A	90°, P1	1,5	10	96x96	BC96				
M11436.	BC96 25A	90°, P1	1,5	25	96x96	BC96				
M11439.	BC96 50A	90°, P1	1,5	50	96x96	BC96				
M1143A.	BC96 60A	90°, P1	1,5	60	96x96	BC96				
M11430.	BC96 .../60mV	90°, P1	1,5	.../60mV	96x96	BC96				
M11711.	BC48 1V	90°, P1	1,5		48x48	BC48				
M11714.	BC48 15V	90°, P1	1,5		48x48	BC48				
M11716.	BC48 30V	90°, P1	1,5		48x48	BC48				
M11718.	BC48 60V	90°, P1	1,5		48x48	BC48				
M11719.	BC48 100V	90°, P1	1,5		48x48	BC48				
M1171A.	BC48 150V	90°, P1	1,5		48x48	BC48				
M1171B.	BC48 250V	90°, P1	1,5		48x48	BC48				
M1171D.	BC48 400V	90°, P1	1,5		48x48	BC48				
M1171E.	BC48 500V	90°, P1	1,5		48x48	BC48				
M1171F.	BC48 600V	90°, P1	1,5		48x48	BC48				
M11721.	BC72 1V	90°, P1	1,5		72x72	BC72				
M11724.	BC72 15V	90°, P1	1,5		72x72	BC72				
M11726.	BC72 30V	90°, P1	1,5		72x72	BC72				
M11728.	BC72 60V	90°, P1	1,5		72x72	BC72				
M11729.	BC72 100V	90°, P1	1,5		72x72	BC72				
M1172A.	BC72 150V	90°, P1	1,5		72x72	BC72				
M1172B.	BC72 250V	90°, P1	1,5		72x72	BC72				
M1172D.	BC72 400V	90°, P1	1,5		72x72	BC72				
M1172E.	BC72 500V	90°, P1	1,5		72x72	BC72				
M1172F.	BC72 600V	90°, P1	1,5		72x72	BC72				
M11731.	BC96 1V	90°, P1	1,5		96x96	BC96				
M11734.	BC96 15V	90°, P1	1,5		96x96	BC96				
M11736.	BC96 30V	90°, P1	1,5		96x96	BC96				
M11738.	BC96 60V	90°, P1	1,5		96x96	BC96				
M11739.	BC96 100V	90°, P1	1,5		96x96	BC96				
M1173A.	BC96 150V	90°, P1	1,5		96x96	BC96				



SMC48 500/5 A

Code: M122ZK.

CODE	TYPE	Échelle	Précision	Rang mesure (A)	Modules	Équipement	Pleine échelle	Mesure	Fréquence (Hz)	Description
M1173B.	BC96 250V	90°, P1	1,5		96x96	BC96				
M1173D.	BC96 400V	90°, P1	1,5		96x96	BC96				
M1173E.	BC96 500V	90°, P1	1,5		96x96	BC96				
M1173F.	BC96 600V	90°, P1	1,5		96x96	BC96				
M11744.	BC144 15V	90°, P1	1,5		144x144	BC144				
M102Z2.	SEC48 5/5 A			5/5	48x48	EC48	5/5 A			
M104Z1.	SEC48 1000 /110V				48x48	EC48	1000 /110 V			
Échelles interchangeables										
M114Z9.	SBC48 50A/60mV				48x48	BC48	50A/60 mV			
M118Z3.	SIP48 0...10V				48x48	BC48	0...10 V			
M102Z3.	SEC48 10/5 A			10/5	48x48	EC48	10/5 A			
M102Z4.	SEC48 15/5 A			15/5	48x48	EC48	15/5 A			
M104Z2.	SEC48 3300 /110V				48x48	EC48	3300 /110 V			
M114ZA.	SBC48 60A/60mV				48x48	BC48	60A/60 mV			
M102Z5.	SEC48 20/5 A			20/5	48x48	EC48	20/5 A			
M102Z6.	SEC48 25/5 A			25/5	48x48	EC48	25/5 A			
M104Z3.	SEC48 6600 /110V				48x48	EC48	6600 /110 V			
M114ZB.	SBC48 75A/60mV				48x48	BC48	75A/60 mV			
M118Z1.	SIP48 4...20mA				48x48	BC48	4...20 mA			
M102Z7.	SEC48 30/5 A			30/5	48x48	EC48	30/5 A			
M102Z8.	SEC48 40/5 A			40/5	48x48	EC48	40/5 A			
M104Z4.	SEC48 13200 /110V				48x48	EC48	13200 /110 V			
M114ZC.	SBC48 100A/60mV				48x48	BC48	100A/60 mV			
M102Z9.	SEC48 50/5 A			50/5	48x48	EC48	50/5 A			
M102ZA.	SEC48 60/5 A			60/5	48x48	EC48	60/5 A			
M104Z5.	SEC48 15000 /110V				48x48	EC48	15000 /110 V			
M114ZE.	SBC48 150A/60mV				48x48	BC48	150A/60 mV			
M102ZB.	SEC48 75/5 A			75/5	48x48	EC48	75/5 A			
M102ZC.	SEC48 100/5 A			100/5	48x48	EC48	100/5 A			
M104Z6.	SEC48 20000 /110V				48x48	EC48	20000 /110 V			
M114ZF.	SBC48 200A/60mV				48x48	BC48	200A/60 mV			
M102ZD.	SEC48 125/5 A			125/5	48x48	EC48	125/5 A			
M102ZE.	SEC48 150/5 A			150/5	48x48	EC48	150/5 A			
M104Z7.	SEC48 22000 /110V				48x48	EC48	22000 /110 V			
M114ZG.	SBC48 250A/60mV				48x48	BC48	250A/60 mV			
M102ZF.	SEC48 200/5 A			200/5	48x48	EC48	200/5 A			
M102ZG.	SEC48 250/5 A			250/5	48x48	EC48	250/5 A			
M104Z8.	SEC48 25000 /110V				48x48	EC48	25000 /110 V			
M102ZH.	SEC48 300/5 A			300/5	48x48	EC48	300/5 A			
M102ZJ.	SEC48 400/5 A			400/5	48x48	EC48	400/5 A			
M102ZK.	SEC48 500/5 A			500/5	48x48	EC48	500/5 A			
M102ZL.	SEC48 600/5 A			600/5	48x48	EC48	600/5 A			
M102ZM.	SEC48 750/5 A			750/5	48x48	EC48	750/5 A			



SMC48 500/5 A

Code: M122ZK.

CODE	TYPE	Échelle	Précision	Rang mesure (A)	Modules	Équipement	Pleine échelle	Mesure	Fréquence (Hz)	Description
M102ZN.	SEC48 800/5 A			800/5	48x48	EC48	800/5 A			
M102ZP.	SEC48 1000/5 A			1000/5	48x48	EC48	1000/5 A			
M102ZQ.	SEC48 1200/5 A			1200/5	48x48	EC48	1200/5 A			
M102ZR.	SEC48 1500/5 A			1500/5	48x48	EC48	1500/5 A			
M102ZS.	SEC48 2000/5 A			2000/5	48x48	EC48	2000/5 A			
M102ZT.	SEC48 2500/5 A			2500/5	48x48	EC48	2500/5 A			
M102ZU.	SEC48 3000/5 A			3000/5	48x48	EC48	3000/5 A			
M102ZV.	SEC48 4000/5 A			4000/5	48x48	EC48	4000/5 A			
M102ZW.	SEC48 5000/5 A			5000/5	48x48	EC48	5000/5 A			
M114ZH.	SBC48 300A/60mV				48x48	BC48	300A/60 mV			
M114ZJ.	SBC48 400A/60mV				48x48	BC48	400A/60mV			
M114ZL.	SBC48 600A/60mV				48x48	BC48	600A/60 mV			
M114ZP.	SBC48 1000A/60mV				48x48	BC48	1000A/60 mV			
M114ZR.	SBC48 1500A/60mV				48x48	BC48	1500A/60 mV			
M114ZT.	SBC48 2500A/60mV				48x48	BC48	2500A/60 mV			
M105Y9.	SEC72 FA 50/5 A				72x72	EC72 FA	50/5 A			
M105YA.	SEC72 FA 60/5 A				72x72	EC72 FA	60/5 A			
M105YB.	SEC72 FA 75/5 A				72x72	EC72 FA	75/5 A			
M105YC.	SEC72 FA 100/5 A				72x72	EC72 FA	100/5 A			
M105YD.	SEC72 FA 125/5 A				72x72	EC72 FA	125/5 A			
M105YE.	SEC72 FA 150/5 A				72x72	EC72 FA	150/5 A			
M105YF.	SEC72 FA 200/5 A				72x72	EC72 FA	200/5 A			
M105YG.	SEC72 FA 250/5 A				72x72	EC72 FA	250/5 A			
M105YH.	SEC72 FA 300/5 A				72x72	EC72 FA	300/5 A			
M105YJ.	SEC72 FA 400/5 A				72x72	EC72 FA	400/5 A			
M105YK.	SEC72 FA 500/5 A				72x72	EC72 FA	500/5 A			
M105YL.	SEC72 FA 600/5 A				72x72	EC72 FA	600/5 A			
M105YM.	SEC72 FA 750/5 A				72x72	EC72 FA	750/5 A			
M105YN.	SEC72 FA 800/5 A				72x72	EC72 FA	800/5 A			
M105YP.	SEC72 FA 1000/5 A				72x72	EC72 FA	1000/5 A			
M105YQ.	SEC72 FA 1200/5 A				72x72	EC72 FA	1200/5 A			
M105YS.	SEC72 FA 2000/5 A				72x72	EC72 FA	2000/5 A			
M105YT.	SEC72 FA 2500/5 A				72x72	EC72 FA	2500/5 A			
M105YV.	SEC72 FA 4000/5 A				72x72	EC72 FA	4000/5 A			
M105YW.	SEC72 FA 5000/5 A				72x72	EC72 FA	5000/5 A			
M118Y1.	SIP72 4...20mA				72x72	BC72	4...20 mA			
M114Y9.	SBC72 50A/60mV				72x72	BC72	50A/60 mV			
M104Y1.	SEC72 1000 /110V				72x72	EC72	1000 /110 V			
M114YA.	SBC72 60A/60mV				72x72	BC72	60A/60 mV			
M104Y2.	SEC72 3300 /110V				72x72	EC72	3300 /110 V			
M114YB.	SBC72 75A/60mV				72x72	BC72	75A/60 mV			
M104Y3.	SEC72 6600 /110V				72x72	EC72	6600 /110 V			
M114YC.	SBC72 100A/60mV				72x72	BC72	100A/60 mV			
M104Y4.	SEC72 13200 /110V				72x72	EC72	13200 /110 V			



SMC48 500/5 A

Code: M122ZK.


CODE	TYPE	Échelle	Précision	Rang mesure (A)	Modules	Équipement	Pleine échelle	Mesure	Fréquence (Hz)	Description
M114YE.	SBC72 150A/60mV				72x72	BC72	150A/60 mV			
M104Y5.	SEC72 15000 /110V				72x72	EC72	15000 /110 V			
M114YF.	SBC72 200A/60mV				72x72	BC72	200A/60 mV			
M104Y6.	SEC72 20000 /110V				72x72	EC72	20000 /110 V			
M114YG.	SBC72 250A/60mV				72x72	BC72	250A/60 mV			
M104Y7.	SEC72 22000 /110V				72x72	EC72	22000 /110 V			
M102Y2.	SEC72 5/5 A			5/5	72x72	EC72	5/5 A			
M102Y3.	SEC72 10/5 A			10/5	72x72	EC72	10/5 A			
M104Y8.	SEC72 25000 /110V				72x72	EC72	25000 /110 V			
M102Y4.	SEC72 15/5 A			15/5	72x72	EC72	15/5 A			
M102Y5.	SEC72 20/5 A			20/5	72x72	EC72	20/5 A			
M102Y6.	SEC72 25/5 A			25/5	72x72	EC72	25/5 A			
M102Y7.	SEC72 30/5 A			30/5	72x72	EC72	30/5 A			
M102Y8.	SEC72 40/5 A			40/5	72x72	EC72	40/5 A			
M102Y9.	SEC72 50/5 A			50/5	72x72	EC72	50/5 A			
M102YA.	SEC72 60/5 A			60/5	72x72	EC72	60/5 A			
M102YB.	SEC72 75/5 A			75/5	72x72	EC72	75/5 A			
M102YC.	SEC72 100/5 A			100/5	72x72	EC72	100/5 A			
M102YD.	SEC72 125/5 A			125/5	72x72	EC72	125/5 A			
M102YE.	SEC72 150/5 A			150/5	72x72	EC72	150/5 A			
M102YF.	SEC72 200/5 A			200/5	72x72	EC72	200/5 A			
M102YG.	SEC72 250/5 A			250/5	72x72	EC72	250/5 A			
M102YH.	SEC72 300/5 A			300/5	72x72	EC72	300/5 A			
M102YJ.	SEC72 400/5 A			400/5	72x72	EC72	400/5 A			
M102YK.	SEC72 500/5 A			500/5	72x72	EC72	500/5 A			
M102YL.	SEC72 600/5 A			600/5	72x72	EC72	600/5 A			
M102YM.	SEC72 750/5 A			750/5	72x72	EC72	750/5 A			
M102YN.	SEC72 800/5 A			800/5	72x72	EC72	800/5 A			
M102YP.	SEC72 1000/5 A			1000/5	72x72	EC72	1000/5 A			
M102YQ.	SEC72 1200/5 A			1200/5	72x72	EC72	1200/5 A			
M102YR.	SEC72 1500/5 A			1500/5	72x72	EC72	1500/5 A			
M102YS.	SEC72 2000/5 A			2000/5	72x72	EC72	2000/5 A			
M102YT.	SEC72 2500/5 A			2500/5	72x72	EC72	2500/5 A			
M102YU.	SEC72 3000/5 A			3000/5	72x72	EC72	3000/5 A			
M102YV.	SEC72 4000/5 A			4000/5	72x72	EC72	4000/5 A			
M102YW.	SEC72 5000/5 A			5000/5	72x72	EC72	5000/5 A			
M114YH.	SBC72 300A/60mV				72x72	BC72	300A/60 mV			
M114YJ.	SBC72 400A/60mV				72x72	BC72	400A/60mV			
M114YL.	SBC72 600A/60mV				72x72	BC72	600A/60 mV			
M114YP.	SBC72 1000A/60mV				72x72	BC72	1000A/60 mV			
M114YR.	SBC72 1500A/60mV				72x72	BC72	1500A/60 mV			



SMC48 500/5 A

Code: M122ZK.

CODE	TYPE	Échelle	Précision	Rang mesure (A)	Modules	Équipement	Pleine échelle	Mesure	Fréquence (Hz)	Description
M114YT.	SBC72 2500A/60mV				72x72	BC72	2500A/60 mV			
M105X9.	SEC96 FA 50/5 A				96x96	EC96 FA	50/5 A			
M105XA.	SEC96 FA 60/5 A				96x96	EC96 FA	60/5 A			
M105XB.	SEC96 FA 75/5 A				96x96	EC96 FA	75/5 A			
M105XC.	SEC96 FA 100/5 A				96x96	EC96 FA	100/5 A			
M105XD.	SEC96 FA 125/5 A				96x96	EC96 FA	125/5 A			
M105XE.	SEC96 FA 150/5 A				96x96	EC96 FA	150/5 A			
M105XF.	SEC96 FA 200/5 A				96x96	EC96 FA	200/5 A			
M105XG.	SEC96 FA 250/5 A				96x96	EC96 FA	250/5 A			
M105XH.	SEC96 FA 300/5 A				96x96	EC96 FA	300/5 A			
M105XJ.	SEC96 FA 400/5 A				96x96	EC96 FA	400/5 A			
M105XK.	SEC96 FA 500/5 A				96x96	EC96 FA	500/5 A			
M105XL.	SEC96 FA 600/5 A				96x96	EC96 FA	600/5 A			
M105XN.	SEC96 FA 800/5 A				96x96	EC96 FA	800/5 A			
M105XP.	SEC96 FA 1000/5 A				96x96	EC96 FA	1000/5 A			
M105XQ.	SEC96 FA 1200/5 A				96x96	EC96 FA	1200/5 A			
M105XR.	SEC96 FA 1500/5 A				96x96	EC96 FA	1500/5 A			
M105XS.	SEC96 FA 2000/5 A				96x96	EC96 FA	2000/5 A			
M105XT.	SEC96 FA 2500/5 A				96x96	EC96 FA	2500/5 A			
M114X9.	SBC96 50A/60mV				96x96	BC96	50A/60 mV			
M114XA.	SBC96 60A/60mV				96x96	BC96	60A/60 mV			
M104X1.	SEC96 1000 /110V				96x96	EC96	1000 /110 V			
M114XB.	SBC96 75A/60mV				96x96	BC96	75A/60 mV			
M104X2.	SEC96 3300 /110V				96x96	EC96	3300 /110 V			
M114XC.	SBC96 100A/60mV				96x96	BC96	100A/60 mV			
M104X3.	SEC96 6600 /110V				96x96	EC96	6600 /110 V			
M114XE.	SBC96 150A/60mV				96x96	BC96	150A/60 mV			
M104X4.	SEC96 13200 /110V				96x96	EC96	13200 /110 V			
M114XF.	SBC96 200A/60mV				96x96	BC96	200A/60 mV			
M104X5.	SEC96 15000 /110V				96x96	EC96	15000 /110 V			
M114XG.	SBC96 250A/60mV				96x96	BC96	250A/60 mV			
M104X6.	SEC96 20000 /110V				96x96	EC96	20000 /110 V			
M104X7.	SEC96 22000 /110V				96x96	EC96	22000 /110 V			
M122XC.	SMC96 100/5 A			100/5	96x96	MC96				
M104X8.	SEC96 25000 /110V				96x96	EC96	25000 /110 V			
M122XF.	SMC96 200/5 A			200/5	96x96	MC96				
M122XH.	SMC96 300/5 A			300/5	96x96	MC96				
M122XJ.	SMC96 400/5 A			400/5	96x96	MC96				
M122XK.	SMC96 500/5 A			500/5	96x96	MC96				
M122XL.	SMC96 600/5 A			600/5	96x96	MC96				
M122XM.	SMC96 750/5 A			750/5	96x96	MC96				
M102X2.	SEC96 5/5 A			5/5	96x96	EC96	5/5 A			



SMC48 500/5 A

Code: M122ZK.

CODE	TYPE	Échelle	Précision	Rang mesure (A)	Modules	Équipement	Pleine échelle	Mesure	Fréquence (Hz)	Description
M122XN.	SMC96 800/5 A			800/5	96x96	MC96				
M102X3.	SEC96 10/5 A			10/5	96x96	EC96	10/5 A			
M102X4.	SEC96 15/5 A			15/5	96x96	EC96	15/5 A			
M122XP.	SMC96 1000/5 A			1000/5	96x96	MC96				
M102X5.	SEC96 20/5 A			20/5	96x96	EC96	20/5 A			
M102X6.	SEC96 25/5 A			25/5	96x96	EC96	25/5 A			
M102X7.	SEC96 30/5 A			30/5	96x96	EC96	30/5 A			
M102X8.	SEC96 40/5 A			40/5	96x96	EC96	40/5 A			
M122XS.	SMC96 2000/5 A			2000/5	96x96	MC96				
M102X9.	SEC96 50/5 A			50/5	96x96	EC96	50/5 A			
M102XA.	SEC96 60/5 A			60/5	96x96	EC96	60/5 A			
M102XB.	SEC96 75/5 A			75/5	96x96	EC96	75/5 A			
M102XC.	SEC96 100/5 A			100/5	96x96	EC96	100/5 A			
M102XD.	SEC96 125/5 A			125/5	96x96	EC96	125/5 A			
M102XE.	SEC96 150/5 A			150/5	96x96	EC96	150/5 A			
M102XF.	SEC96 200/5 A			200/5	96x96	EC96	200/5 A			
M102XG.	SEC96 250/5 A			250/5	96x96	EC96	250/5 A			
M102XH.	SEC96 300/5 A			300/5	96x96	EC96	300/5 A			
M102XJ.	SEC96 400/5 A			400/5	96x96	EC96	400/5 A			
M102XK.	SEC96 500/5 A			500/5	96x96	EC96	500/5 A			
M102XL.	SEC96 600/5 A			600/5	96x96	EC96	600/5 A			
M102XM.	SEC96 750/5 A			750/5	96x96	EC96	750/5 A			
M102XN.	SEC96 800/5 A			800/5	96x96	EC96	800/5 A			
M102XP.	SEC96 1000/5 A			1000/5	96x96	EC96	1000/5 A			
M102XQ.	SEC96 1200/5 A			1200/5	96x96	EC96	1200/5 A			
M114XH.	SBC96 300A/60mV				96x96	BC96	300A/60 mV			
M102XR.	SEC96 1500/5 A			1500/5	96x96	EC96	1500/5 A			
M102XS.	SEC96 2000/5 A			2000/5	96x96	EC96	2000/5 A			
M114XJ.	SBC96 400A/60mV				96x96	BC96	400A/60mV			
M102XT.	SEC96 2500/5 A			2500/5	96x96	EC96	2500/5 A			
M102XU.	SEC96 3000/5 A			3000/5	96x96	EC96	3000/5 A			
M114XL.	SBC96 600A/60mV				96x96	BC96	600A/60 mV			
M102XV.	SEC96 4000/5 A			4000/5	96x96	EC96	4000/5 A			
M102XW.	SEC96 5000/5 A			5000/5	96x96	EC96	5000/5 A			
M114XP.	SBC96 1000A/60mV				96x96	BC96	1000A/60 mV			
M114XR.	SBC96 1500A/60mV				96x96	BC96	1500A/60 mV			
M114XT.	SBC96 2500A/60mV				96x96	BC96	2500A/60 mV			
M11813.	BC48 0...10V	90° , P1	1,5		48x48	BC48	0...10 V			
M11812.	BC48 0...20mA	90° , P1	1,5		48x48	BC48	0...20 mA			
M11811.	BC48 4...20mA	90° , P1	1,5		48x48	BC48	4...20 mA			
M11823.	BC72 0...10V	90° , P1	1,5		72x72	BC72	0...10 V			
M11822.	BC72 0...20mA	90° , P1	1,5		72x72	BC72	0...20 mA			
M11821.	BC72 4...20mA	90° , P1	1,5		72x72	BC72	4...20 mA			
M11833.	BC96 0...10V	90° , P1	1,5		96x96	BC96	0...10 V			
M11832.	BC96 0...20mA	90° , P1	1,5		96x96	BC96	0...20 mA			



SMC48 500/5 A

Code: M122ZK.

CODE	TYPE	Échelle	Précision	Rang mesure (A)	Modules	Équipement	Pleine échelle	Mesure	Fréquence (Hz)	Description
M11831.	BC96 4...20mA	90° , P1	1,5		96x96	BC96	4...20 mA			
M11843.	BC144 0...10V	90° , P1	1,5		144x144		0...10 V			
M11841.	BC144 4...20mA	90° , P1	1,5		144x144		4...20 mA			
M126XC.	SEMC96 100 /5A			100/5	96x96	EMC96				
M126XF.	SEMC96 200 /5A			200/5	96x96	EMC96				
M126XH.	SEMC96 300 /5A			300/5	96x96	EMC96				
M126XJ.	SEMC96 400 /5A			400/5	96x96	EMC96				
M126XK.	SEMC96 500 /5A			500/5	96x96	EMC96				
M126XL.	SEMC96 600 /5A			600/5	96x96	EMC96				
M126XM.	SEMC96 750 /5A			750/5	96x96	EMC96				
M126XN.	SEMC96 800 /5A			800/5	96x96	EMC96				
M126XP.	SEMC96 1000 /5A			1000/5	96x96	EMC96				
M126XR.	SEMC96 1500 /5A			1500/5	96x96	EMC96				
M126XS.	SEMC96 2000 /5A			2000/5	96x96	EMC96				
M14821.	CEC96 150V	90° , P1	1,5		96x96					
M130J9.	SWM96 50/5A 20kW			50/5	96x96	WM96	20 kW			
M130JE.	SWM96 150/5A 60kW			150/5	96x96	WM96	60 kW			
M130JF.	SWM96 200/5A 80kW			200/5	96x96	WM96	80 kW			
M130K9.	SWT96E 50/5A 30kW			50/5	96x96	WT96E	30 kW			
M130KB.	SWT96E 75/5A 50kW			75/5	96x96	WT96E	50 kW			
M130KC.	SWT96E 100/5A 60kW			100/5	96x96	WT96E	60 kW			
M130KE.	SWT96E 150/5A 90kW			150/5	96x96	WT96E	90 kW			
M130KF.	SWT96E 200/5A 120kW			200/5	96x96	WT96E	120 kW			
M130KH.	SWT96E 300/5A 180kW			300/5	96x96	WT96E	180 kW			
M130KJ.	SWT96E 400/5A 240kW			400/5	96x96	WT96E	240 kW			
M130KP.	SWT96E 1000/5A 600kW			1000/5	96x96	WT96E	600 kW			
M132K9.	SYT96E 50/5A 30 Kvar			50/5	96x96	SYT96E	30 kvar			
M132KC.	SYT96E 100/5A 60 Kvar			100/5	96x96	SYT96E	60 kvar			
M130LB.	SWT96AN 75/5A 50kW			75/5	96x96	WT96AN	50 kW			
M130LE.	SWT96AN 150/5A 90kW			150/5	96x96	WT96AN	90 kW			
M130LF.	SWT96AN 200/5A 120kW			200/5	96x96	WT96AN	120 kW			
M130LH.	SWT96AN 300/5A 180kW			300/5	96x96	WT96AN	180 kW			
M130LJ.	SWT96AN 400/5A 240kW			400/5	96x96	WT96AN	240 kW			
M130LP.	SWT96AN 1000/5A 600kW			1000/5	96x96	WT96AN	600 kW			
M130LR.	SWT96AN 1500/5A 900kW			1500/5	96x96	WT96AN	900 kW			
M12523.	ZC72 0...10V	240° P1	1,5		72x72		0...10 V			
M12521.	ZC72 4...20mA	240° P1	1,5		72x72		4...20 mA			
M12231.	MC96 .../5 A	90° , P1, 2	3	.../5 A	96x96					
M15531.	MC96 .../5A 120%	90° , P1, 2	3	.../5 A	96x96					
M12632.	EMC96 .../5A	Doble escala 90° , P1,2, hierro móvil P2	Bimetálico	.../5 A	96x96					
HC72										
M12721.	HC72 45-55Hz 230V	90°	0,5		72x72			45...55 Hz	45...55	
HC96										
M12731.	HC96 45-55Hz 230V	90°	0,5		96x96			45...55 Hz	45...55	
HC144										
M12741.	HC144 45-55Hz 230V	90°	0,5		144x144			45...55 Hz	45...55	



SMC48 500/5 A

Code: M122ZK.

CODE	TYPE	Échelle	Précision	Rang mesure (A)	Modules	Équipement	Pleine échelle	Mesure	Fréquence (Hz)	Description
M109X9.	SEZC96 50 /5 A				72x72	EZC96	50 /5 A			
M109XN.	SEZC96 800 /5 A				72x72	EZC96	800 /5 A			
M109X8.	SEZC96 40 /5 A				96x96	EZC96	40 /5 A			
M109XC.	SEZC96 100 /5 A				96x96	EZC96	100 /5 A			
M109XF.	SEZC96 200 /5 A				96x96	EZC96	200 /5 A			
M109XJ.	SEZC96 400 /5 A				96x96	EZC96	400 /5 A			
M109XP.	SEZC96 1000 /5 A				96x96	EZC96	1000 /5 A			
M109XT.	SEZC96 2500 /5 A				96x96	EZC96	2500 /5 A			
M109XV.	SEZC96 4000 /5 A				96x96	EZC96	4000 /5 A			
M1292100C0000	HLC72 47-53Hz 13L		0,5		72x72			47...53 Hz	47...53, 13 l��minas	
M129310090000	HLC96 56-64Hz 17L		0,5		96x96			56...64 Hz	57...63, 17 l��minas	
Monophas��										
M13031.	WMC96 400V .../5A	90�� P1	1,5		96x96	WMC96		400 Vf-f, .../5 A		
M13041.	WMC144 400V .../5A	90�� P1	1,5		96x96	WMC144		400 Vf-f, .../5 A		
Triphas��s ��quilibr��s										
M13032.	WTC96E 400V .../5A	90�� P1	1,5		96x96	WTC96		400 Vf-f, .../5 A		
Triphas��s 3 fils (ARON)										
M13034.	WTC96A 110V .../5A	90�� P1	1,5		96x96	WTC96A		110 Vf-f, .../5A		
Triphas��s 4 fils										
M13033.	WTC96AN 400V .../5A	90�� P1	1,5		96x96	WTC96AN		400 Vf-f, .../5 A		
Triphas��s ��quilibr��s										
M13232.	YTC96E 400V .../5A	90�� P1	1,5		96x96	YTC96E		400 Vf-f, .../5 A		
Monophas��										
M13434.	FEMC96 110V	90�� P1	1,5		96x96					
M13537.	FMZ96 440V	240�� P1	1,5		96x96					
M13831.	2EC96 2x.../100V	90��	1,5		96x96	2EC96				
M13832.	2EC96 2x.../110V	90��	1,5		96x96	2EC96				
M13833.	2EC96 2x220V	90��	1,5		96x96	2EC96				
M13834.	2EC96 2x380V	90��	1,5		96x96	2EC96				
M13835.	2EC96 2x440V	90��	1,5		96x96	2EC96				
M13841.	2EC144 2x.../100V	90��	1,5		144x144	2EC144				
M13844.	2EC144 2x380V	90��	1,5		144x144	2EC144				
M13845.	2EC144 2x440V	90��	1,5		144x144	2EC144				
Aiguille, 230 V										
M12732.	2HC96 45-55Hz	90��	0,5		96x96			45...55 Hz	45...55	
Alimentation 400 V										
M14624.	SYNCHROMAX 30...150V								35...80	
M14625.	SYNCHROMAX 110...600V								35...80	
M14634.	SYNCHROMAX-PID 30...150V								35...80	
M14635.	SYNCHROMAX-PID 110...600V								35...80	
M13721.	UC72 150...500V				72x72	UC72				
M13731.	UC96 150...500V				96x96	UC96				
M14911.	CH48				48x48				50	



SMC48 500/5 A

Code: M122ZK.

CODE	TYPE	Échelle	Précision	Rang mesure (A)	Modules	Équipement	Pleine échelle	Mesure	Fréquence (Hz)	Description
M14921.	CH72				72x72				50	
M14931.	CH96				96x96				50	
M14951.	CH45								50	
M15051.	MEG-1000	90°	1,5					0 ... 500 kΩ 0,5 ... 5 MΩ	50...60	
M1ZZ52.	Joint IP54 C48									Joint IP 54, 48 x 48
M1ZZ53.	Joint IP54 C72									Joint IP 54, 72 x 72
M1ZZ54.	Joint IP54 C96				96x96					
M1ZZ55.	Joint IP54 C144				144x144					
M19941.	FIP-C48									Protection IP 65, 48 x 48
M19942.	FIP-C72									Protection IP 65, 72 x 72
M19943.	FIP-C96				96x96					
M19944.	FIP-C144				144x144					
M19921.	Tapa cubrebornas 48x48									Capuchon couvre-bornes (IP 20) 48 x 48
M19922.	Tapa cubrebornas 72x72									Capuchon couvre-bornes (IP 20) 72 x 72
M19923.	Tapa cubrebornas 96x96									Capuchon couvre-bornes (IP 20) 96 x 96



SMC48 500/5 A

Code: M122ZK.

Connexions

