



SMC96 1500/5 A

SMC96 1500/5 A, Échelle échangeable pour ampèremètre maximètre MC, panneau 96x96

Code: M122XR. [CONSULTAR DISPONIBILIDAD](#)

- > Rang mesure (A): 1500/5
- > Équipement: MC96
- > Modules: 96X96

Spécifications

Caractéristiques mécaniques

Taille (mm) larg. x haut. x prof.	84 x 84 x 1 (mm)
Poids (kg)	0,008

M1S Échelles

CODE	TYPE	Échelle	Précision	Rang mesure (A)	Modules	Équipement	Pleine échelle	Mesure	Fréquence (Hz)	Description
M10134.	EC96 250mA	90°, P2	1,5	0,25	96x96					
M14830.	CBC96 .../60mV	90°, P1	1,5		96x96					
M10212.	EC48 5A	90°, P2	1,5	5	48x48					
M10213.	EC48 10A	90°, P2	1,5	10	48x48					
M10214.	EC48 15A	90°, P2	1,5	15	48x48					
M10215.	EC48 20A	90°, P2	1,5	20	48x48					
M10216.	EC48 25A	90°, P2	1,5	25	48x48					
M10217.	EC48 30A	90°, P2	1,5	30	48x48					
M10218.	EC48 40A	90°, P2	1,5	40	48x48					
M10219.	EC48 50A	90°, P2	1,5	50	48x48					
M1021A.	EC48 60A	90°, P2	1,5	60	48x48					
M10210.	EC48 .../5A	90°, P2	1,5	.../5 A	48x48					
M10222.	EC72 5A	90°, P2	1,5	5	72x72					
M10223.	EC72 10A	90°, P2	1,5	10	72x72					
M10224.	EC72 15A	90°, P2	1,5	15	72x72					
M10225.	EC72 20A	90°, P2	1,5	20	72x72					
M10226.	EC72 25A	90°, P2	1,5	25	72x72					
M10227.	EC72 30A	90°, P2	1,5	30	72x72					
M10228.	EC72 40A	90°, P2	1,5	40	72x72					
M10229.	EC72 50A	90°, P2	1,5	50	72x72					
M1022A.	EC72 60A	90°, P2	1,5	60	72x72					
M1022B.	EC72 75A	90°, P2	1,5	75	72x72					
M1022C.	EC72 100A	90°, P2	1,5	100	72x72					
M10220.	EC72 .../5A	90°, P2	1,5	.../5 A	72x72					
M10232.	EC96 5A	90°, P2	1,5	5	96x96					
M10233.	EC96 10A	90°, P2	1,5	10	96x96					
M10234.	EC96 15A	90°, P2	1,5	15	96x96					
M10235.	EC96 20A	90°, P2	1,5	20	96x96					
M10236.	EC96 25A	90°, P2	1,5	25	96x96					
M10237.	EC96 30A	90°, P2	1,5	30	96x96					



SMC96 1500/5 A

Code: M122XR.


CODE	TYPE	Échelle	Précision	Rang mesure (A)	Modules	Équipement	Pleine échelle	Mesure	Fréquence (Hz)	Description
M10238.	EC96 40A	90°, P2	1,5	40	96x96					
M10239.	EC96 50A	90°, P2	1,5	50	96x96					
M1023A.	EC96 60A	90°, P2	1,5	60	96x96					
M1023B.	EC96 75A	90°, P2	1,5	75	96x96					
M1023C.	EC96 100A	90°, P2	1,5	100	96x96					
M10230.	EC96 .../5A	90°, P2	1,5	.../5 A	96x96					
M10521.	EC72 FA .../5 A	90°, P2	1,5	.../5 A	72x72					
M10531.	EC96 FA .../5 A	90°, P2	1,5	.../5 A	96x96					
M14841.	CBC96 150V	90°, P1	1,5		96x96					
M14842.	CBC96 250V	90°, P1	1,5		96x96					
M14843.	CBC96 300V	90°, P1	1,5		96x96					
M14845.	CBC96 500V	90°, P1	1,5		96x96					
M10415.	EC48 250V	90°, P1	1,5		48x48					
M10416.	EC48 300V	90°, P1	1,5		48x48					
M10417.	EC48 400V	90°, P1	1,5		48x48					
M10418.	EC48 500V	90°, P1	1,5		48x48					
M10419.	EC48 600V	90°, P1	1,5		48x48					
M10410.	EC48 .../110V	90°, P1	1,5		48x48					
M10425.	EC72 250V	90°, P1	1,5		72x72					
M10426.	EC72 300V	90°, P1	1,5		72x72					
M10427.	EC72 400V	90°, P1	1,5		72x72					
M10428.	EC72 500V	90°, P1	1,5		72x72					
M10429.	EC72 600V	90°, P1	1,5		72x72					
M10420.	EC72 .../110V	90°, P1	1,5		72x72					
M10435.	EC96 250V	90°, P1	1,5		96x96					
M10436.	EC96 300V	90°, P1	1,5		96x96					
M10437.	EC96 400V	90°, P1	1,5		96x96					
M10438.	EC96 500V	90°, P1	1,5		96x96					
M10439.	EC96 600V	90°, P1	1,5		96x96					
M10430.	EC96 .../110V	90°, P1	1,5		96x96					
Triphasés 3 fils										
M10625.	EC72 FIII 250V	90°, P1	1,5		72x72					
M10626.	EC72 FIII 300V	90°, P1	1,5		72x72					
M10627.	EC72 FIII 400V	90°, P1	1,5		72x72					
M10628.	EC72 FIII 500V	90°, P1	1,5		72x72					
M10629.	EC72 FIII 600V	90°, P1	1,5		72x72					
M10632.	EC96 FIII .../110V	90°, P1	1,5		72x72					
M10635.	EC96 FIII 250V	90°, P1	1,5		96x96					
M10636.	EC96 FIII 300V	90°, P1	1,5		96x96					
M10637.	EC96 FIII 400V	90°, P1	1,5		96x96					
M10638.	EC96 FIII 500V	90°, P1	1,5		96x96					
M10639.	EC96 FIII 600V	90°, P1	1,5		96x96					
Triphasés 4 fils										
M10725.	EC72 F III+N 250V	90°, P1	1,5		72x72					
M10726.	EC72 F III+N 300V	90°, P1	1,5		72x72					
M10727.	EC72 F III+N 400V	90°, P1	1,5		72x72					
M10728.	EC72 F III+N 500V	90°, P1	1,5		72x72					
M10729.	EC72 F III+N 600V	90°, P1	1,5		72x72					



SMC96 1500/5 A

Code: M122XR.

CODE	TYPE	Échelle	Précision	Rang mesure (A)	Modules	Équipement	Pleine échelle	Mesure	Fréquence (Hz)	Description
M10735.	EC96 F III+N 250V	90°, P1	1,5		96x96					
M10736.	EC96 F III+N 300V	90°, P1	1,5		96x96					
M10737.	EC96 F III+N 400V	90°, P1	1,5		96x96					
M10738.	EC96 F III+N 500V	90°, P1	1,5		96x96					
M10739.	EC96 F III+N 600V	90°, P1	1,5		96x96					
M11412.	BC48 5A	90°, P1	1,5	5	48x48	BC48				
M11413.	BC48 10A	90°, P1	1,5	10	48x48	BC48				
M11416.	BC48 25A	90°, P1	1,5	25	48x48	BC48				
M11419.	BC48 50A	90°, P1	1,5	50	48x48	BC48				
M11410.	BC48 .../60mV	90°, P1	1,5	.../60mV	48x48	BC48				
M11422.	BC72 5A	90°, P1	1,5	5	72x72	BC72				
M11423.	BC72 10A	90°, P1	1,5	10	72x72	BC72				
M11426.	BC72 25A	90°, P1	1,5	25	72x72	BC72				
M11429.	BC72 50A	90°, P1	1,5	50	72x72	BC72				
M1142A.	BC72 60A	90°, P1	1,5	60	72x72	BC72				
M11420.	BC72 .../60mV	90°, P1	1,5	.../60mV	72x72	BC72				
M11432.	BC96 5A	90°, P1	1,5	5	96x96	BC96				
M11433.	BC96 10A	90°, P1	1,5	10	96x96	BC96				
M11436.	BC96 25A	90°, P1	1,5	25	96x96	BC96				
M11439.	BC96 50A	90°, P1	1,5	50	96x96	BC96				
M1143A.	BC96 60A	90°, P1	1,5	60	96x96	BC96				
M11430.	BC96 .../60mV	90°, P1	1,5	.../60mV	96x96	BC96				
M11711.	BC48 1V	90°, P1	1,5		48x48	BC48				
M11714.	BC48 15V	90°, P1	1,5		48x48	BC48				
M11716.	BC48 30V	90°, P1	1,5		48x48	BC48				
M11718.	BC48 60V	90°, P1	1,5		48x48	BC48				
M11719.	BC48 100V	90°, P1	1,5		48x48	BC48				
M1171A.	BC48 150V	90°, P1	1,5		48x48	BC48				
M1171B.	BC48 250V	90°, P1	1,5		48x48	BC48				
M1171D.	BC48 400V	90°, P1	1,5		48x48	BC48				
M1171E.	BC48 500V	90°, P1	1,5		48x48	BC48				
M1171F.	BC48 600V	90°, P1	1,5		48x48	BC48				
M11721.	BC72 1V	90°, P1	1,5		72x72	BC72				
M11724.	BC72 15V	90°, P1	1,5		72x72	BC72				
M11726.	BC72 30V	90°, P1	1,5		72x72	BC72				
M11728.	BC72 60V	90°, P1	1,5		72x72	BC72				
M11729.	BC72 100V	90°, P1	1,5		72x72	BC72				
M1172A.	BC72 150V	90°, P1	1,5		72x72	BC72				
M1172B.	BC72 250V	90°, P1	1,5		72x72	BC72				
M1172D.	BC72 400V	90°, P1	1,5		72x72	BC72				
M1172E.	BC72 500V	90°, P1	1,5		72x72	BC72				
M1172F.	BC72 600V	90°, P1	1,5		72x72	BC72				
M11731.	BC96 1V	90°, P1	1,5		96x96	BC96				
M11734.	BC96 15V	90°, P1	1,5		96x96	BC96				
M11736.	BC96 30V	90°, P1	1,5		96x96	BC96				
M11738.	BC96 60V	90°, P1	1,5		96x96	BC96				
M11739.	BC96 100V	90°, P1	1,5		96x96	BC96				
M1173A.	BC96 150V	90°, P1	1,5		96x96	BC96				



SMC96 1500/5 A

Code: M122XR.


CODE	TYPE	Échelle	Précision	Rang mesure (A)	Modules	Équipement	Pleine échelle	Mesure	Fréquence (Hz)	Description
M1173B.	BC96 250V	90° , P1	1,5		96x96	BC96				
M1173D.	BC96 400V	90° , P1	1,5		96x96	BC96				
M1173E.	BC96 500V	90° , P1	1,5		96x96	BC96				
M1173F.	BC96 600V	90° , P1	1,5		96x96	BC96				
M11744.	BC144 15V	90° , P1	1,5		144x144	BC144				
M102Z2.	SEC48 5/5 A			5/5	48x48	EC48	5/5 A			
M104Z1.	SEC48 1000 /110V				48x48	EC48	1000 /110 V			
Échelles interchangeables										
M114Z9.	SBC48 50A/60mV				48x48	BC48	50A/60 mV			
M118Z3.	SIP48 0...10V				48x48	BC48	0...10 V			
M102Z3.	SEC48 10/5 A			10/5	48x48	EC48	10/5 A			
M102Z4.	SEC48 15/5 A			15/5	48x48	EC48	15/5 A			
M104Z2.	SEC48 3300 /110V				48x48	EC48	3300 /110 V			
M114ZA.	SBC48 60A/60mV				48x48	BC48	60A/60 mV			
M102Z5.	SEC48 20/5 A			20/5	48x48	EC48	20/5 A			
M102Z6.	SEC48 25/5 A			25/5	48x48	EC48	25/5 A			
M104Z3.	SEC48 6600 /110V				48x48	EC48	6600 /110 V			
M114ZB.	SBC48 75A/60mV				48x48	BC48	75A/60 mV			
M118Z1.	SIP48 4...20mA				48x48	BC48	4...20 mA			
M102Z7.	SEC48 30/5 A			30/5	48x48	EC48	30/5 A			
M102Z8.	SEC48 40/5 A			40/5	48x48	EC48	40/5 A			
M104Z4.	SEC48 13200 /110V				48x48	EC48	13200 /110 V			
M114ZC.	SBC48 100A/60mV				48x48	BC48	100A/60 mV			
M102Z9.	SEC48 50/5 A			50/5	48x48	EC48	50/5 A			
M102ZA.	SEC48 60/5 A			60/5	48x48	EC48	60/5 A			
M104Z5.	SEC48 15000 /110V				48x48	EC48	15000 /110 V			
M114ZE.	SBC48 150A/60mV				48x48	BC48	150A/60 mV			
M102ZB.	SEC48 75/5 A			75/5	48x48	EC48	75/5 A			
M102ZC.	SEC48 100/5 A			100/5	48x48	EC48	100/5 A			
M104Z6.	SEC48 20000 /110V				48x48	EC48	20000 /110 V			
M114ZF.	SBC48 200A/60mV				48x48	BC48	200A/60 mV			
M102ZD.	SEC48 125/5 A			125/5	48x48	EC48	125/5 A			
M102ZE.	SEC48 150/5 A			150/5	48x48	EC48	150/5 A			
M104Z7.	SEC48 22000 /110V				48x48	EC48	22000 /110 V			
M114ZG.	SBC48 250A/60mV				48x48	BC48	250A/60 mV			
M102ZF.	SEC48 200/5 A			200/5	48x48	EC48	200/5 A			
M102ZG.	SEC48 250/5 A			250/5	48x48	EC48	250/5 A			
M104Z8.	SEC48 25000 /110V				48x48	EC48	25000 /110 V			
M102ZH.	SEC48 300/5 A			300/5	48x48	EC48	300/5 A			
M102ZJ.	SEC48 400/5 A			400/5	48x48	EC48	400/5 A			
M102ZK.	SEC48 500/5 A			500/5	48x48	EC48	500/5 A			
M102ZL.	SEC48 600/5 A			600/5	48x48	EC48	600/5 A			
M102ZM.	SEC48 750/5 A			750/5	48x48	EC48	750/5 A			



SMC96 1500/5 A

Code: M122XR.

CODE	TYPE	Échelle	Précision	Rang mesure (A)	Modules	Équipement	Pleine échelle	Mesure	Fréquence (Hz)	Description
M102ZN.	SEC48 800/5 A			800/5	48x48	EC48	800/5 A			
M102ZP.	SEC48 1000/5 A			1000/5	48x48	EC48	1000/5 A			
M102ZQ.	SEC48 1200/5 A			1200/5	48x48	EC48	1200/5 A			
M102ZR.	SEC48 1500/5 A			1500/5	48x48	EC48	1500/5 A			
M102ZS.	SEC48 2000/5 A			2000/5	48x48	EC48	2000/5 A			
M102ZT.	SEC48 2500/5 A			2500/5	48x48	EC48	2500/5 A			
M102ZU.	SEC48 3000/5 A			3000/5	48x48	EC48	3000/5 A			
M102ZV.	SEC48 4000/5 A			4000/5	48x48	EC48	4000/5 A			
M102ZW.	SEC48 5000/5 A			5000/5	48x48	EC48	5000/5 A			
M114ZH.	SBC48 300A/60mV				48x48	BC48	300A/60 mV			
M114ZJ.	SBC48 400A/60mV				48x48	BC48	400A/60mV			
M114ZL.	SBC48 600A/60mV				48x48	BC48	600A/60 mV			
M114ZP.	SBC48 1000A/60mV				48x48	BC48	1000A/60 mV			
M114ZR.	SBC48 1500A/60mV				48x48	BC48	1500A/60 mV			
M114ZT.	SBC48 2500A/60mV				48x48	BC48	2500A/60 mV			
M105Y9.	SEC72 FA 50/5 A				72x72	EC72 FA	50/5 A			
M105YA.	SEC72 FA 60/5 A				72x72	EC72 FA	60/5 A			
M105YB.	SEC72 FA 75/5 A				72x72	EC72 FA	75/5 A			
M105YC.	SEC72 FA 100/5 A				72x72	EC72 FA	100/5 A			
M105YD.	SEC72 FA 125/5 A				72x72	EC72 FA	125/5 A			
M105YE.	SEC72 FA 150/5 A				72x72	EC72 FA	150/5 A			
M105YF.	SEC72 FA 200/5 A				72x72	EC72 FA	200/5 A			
M105YG.	SEC72 FA 250/5 A				72x72	EC72 FA	250/5 A			
M105YH.	SEC72 FA 300/5 A				72x72	EC72 FA	300/5 A			
M105YJ.	SEC72 FA 400/5 A				72x72	EC72 FA	400/5 A			
M105YK.	SEC72 FA 500/5 A				72x72	EC72 FA	500/5 A			
M105YL.	SEC72 FA 600/5 A				72x72	EC72 FA	600/5 A			
M105YM.	SEC72 FA 750/5 A				72x72	EC72 FA	750/5 A			
M105YN.	SEC72 FA 800/5 A				72x72	EC72 FA	800/5 A			
M105YP.	SEC72 FA 1000/5 A				72x72	EC72 FA	1000/5 A			
M105YQ.	SEC72 FA 1200/5 A				72x72	EC72 FA	1200/5 A			
M105YS.	SEC72 FA 2000/5 A				72x72	EC72 FA	2000/5 A			
M105YT.	SEC72 FA 2500/5 A				72x72	EC72 FA	2500/5 A			
M105YV.	SEC72 FA 4000/5 A				72x72	EC72 FA	4000/5 A			
M105YW.	SEC72 FA 5000/5 A				72x72	EC72 FA	5000/5 A			
M118Y1.	SIP72 4...20mA				72x72	BC72	4...20 mA			
M114Y9.	SBC72 50A/60mV				72x72	BC72	50A/60 mV			
M104Y1.	SEC72 1000 /110V				72x72	EC72	1000 /110 V			
M114YA.	SBC72 60A/60mV				72x72	BC72	60A/60 mV			
M104Y2.	SEC72 3300 /110V				72x72	EC72	3300 /110 V			
M114YB.	SBC72 75A/60mV				72x72	BC72	75A/60 mV			
M104Y3.	SEC72 6600 /110V				72x72	EC72	6600 /110 V			
M114YC.	SBC72 100A/60mV				72x72	BC72	100A/60 mV			
M104Y4.	SEC72 13200 /110V				72x72	EC72	13200 /110 V			



SMC96 1500/5 A

Code: M122XR.


CODE	TYPE	Échelle	Précision	Rang mesure (A)	Modules	Équipement	Pleine échelle	Mesure	Fréquence (Hz)	Description
M114YE.	SBC72 150A/60mV				72x72	BC72	150A/60 mV			
M104Y5.	SEC72 15000 /110V				72x72	EC72	15000 /110 V			
M114YF.	SBC72 200A/60mV				72x72	BC72	200A/60 mV			
M104Y6.	SEC72 20000 /110V				72x72	EC72	20000 /110 V			
M114YG.	SBC72 250A/60mV				72x72	BC72	250A/60 mV			
M104Y7.	SEC72 22000 /110V				72x72	EC72	22000 /110 V			
M102Y2.	SEC72 5/5 A			5/5	72x72	EC72	5/5 A			
M102Y3.	SEC72 10/5 A			10/5	72x72	EC72	10/5 A			
M104Y8.	SEC72 25000 /110V				72x72	EC72	25000 /110 V			
M102Y4.	SEC72 15/5 A			15/5	72x72	EC72	15/5 A			
M102Y5.	SEC72 20/5 A			20/5	72x72	EC72	20/5 A			
M102Y6.	SEC72 25/5 A			25/5	72x72	EC72	25/5 A			
M102Y7.	SEC72 30/5 A			30/5	72x72	EC72	30/5 A			
M102Y8.	SEC72 40/5 A			40/5	72x72	EC72	40/5 A			
M102Y9.	SEC72 50/5 A			50/5	72x72	EC72	50/5 A			
M102YA.	SEC72 60/5 A			60/5	72x72	EC72	60/5 A			
M102YB.	SEC72 75/5 A			75/5	72x72	EC72	75/5 A			
M102YC.	SEC72 100/5 A			100/5	72x72	EC72	100/5 A			
M102YD.	SEC72 125/5 A			125/5	72x72	EC72	125/5 A			
M102YE.	SEC72 150/5 A			150/5	72x72	EC72	150/5 A			
M102YF.	SEC72 200/5 A			200/5	72x72	EC72	200/5 A			
M102YG.	SEC72 250/5 A			250/5	72x72	EC72	250/5 A			
M102YH.	SEC72 300/5 A			300/5	72x72	EC72	300/5 A			
M102YJ.	SEC72 400/5 A			400/5	72x72	EC72	400/5 A			
M102YK.	SEC72 500/5 A			500/5	72x72	EC72	500/5 A			
M102YL.	SEC72 600/5 A			600/5	72x72	EC72	600/5 A			
M102YM.	SEC72 750/5 A			750/5	72x72	EC72	750/5 A			
M102YN.	SEC72 800/5 A			800/5	72x72	EC72	800/5 A			
M102YP.	SEC72 1000/5 A			1000/5	72x72	EC72	1000/5 A			
M102YQ.	SEC72 1200/5 A			1200/5	72x72	EC72	1200/5 A			
M102YR.	SEC72 1500/5 A			1500/5	72x72	EC72	1500/5 A			
M102YS.	SEC72 2000/5 A			2000/5	72x72	EC72	2000/5 A			
M102YT.	SEC72 2500/5 A			2500/5	72x72	EC72	2500/5 A			
M102YU.	SEC72 3000/5 A			3000/5	72x72	EC72	3000/5 A			
M102YV.	SEC72 4000/5 A			4000/5	72x72	EC72	4000/5 A			
M102YW.	SEC72 5000/5 A			5000/5	72x72	EC72	5000/5 A			
M114YH.	SBC72 300A/60mV				72x72	BC72	300A/60 mV			
M114YJ.	SBC72 400A/60mV				72x72	BC72	400A/60mV			
M114YL.	SBC72 600A/60mV				72x72	BC72	600A/60 mV			
M114YP.	SBC72 1000A/60mV				72x72	BC72	1000A/60 mV			
M114YR.	SBC72 1500A/60mV				72x72	BC72	1500A/60 mV			



SMC96 1500/5 A

Code: M122XR.

CODE	TYPE	Échelle	Précision	Rang mesure (A)	Modules	Équipement	Pleine échelle	Mesure	Fréquence (Hz)	Description
M114YT.	SBC72 2500A/60mV				72x72	BC72	2500A/60 mV			
M105X9.	SEC96 FA 50/5 A				96x96	EC96 FA	50/5 A			
M105XA.	SEC96 FA 60/5 A				96x96	EC96 FA	60/5 A			
M105XB.	SEC96 FA 75/5 A				96x96	EC96 FA	75/5 A			
M105XC.	SEC96 FA 100/5 A				96x96	EC96 FA	100/5 A			
M105XD.	SEC96 FA 125/5 A				96x96	EC96 FA	125/5 A			
M105XE.	SEC96 FA 150/5 A				96x96	EC96 FA	150/5 A			
M105XF.	SEC96 FA 200/5 A				96x96	EC96 FA	200/5 A			
M105XG.	SEC96 FA 250/5 A				96x96	EC96 FA	250/5 A			
M105XH.	SEC96 FA 300/5 A				96x96	EC96 FA	300/5 A			
M105XJ.	SEC96 FA 400/5 A				96x96	EC96 FA	400/5 A			
M105XK.	SEC96 FA 500/5 A				96x96	EC96 FA	500/5 A			
M105XL.	SEC96 FA 600/5 A				96x96	EC96 FA	600/5 A			
M105XN.	SEC96 FA 800/5 A				96x96	EC96 FA	800/5 A			
M105XP.	SEC96 FA 1000/5 A				96x96	EC96 FA	1000/5 A			
M105XQ.	SEC96 FA 1200/5 A				96x96	EC96 FA	1200/5 A			
M105XR.	SEC96 FA 1500/5 A				96x96	EC96 FA	1500/5 A			
M105XS.	SEC96 FA 2000/5 A				96x96	EC96 FA	2000/5 A			
M105XT.	SEC96 FA 2500/5 A				96x96	EC96 FA	2500/5 A			
M114X9.	SBC96 50A/60mV				96x96	BC96	50A/60 mV			
M114XA.	SBC96 60A/60mV				96x96	BC96	60A/60 mV			
M104X1.	SEC96 1000 /110V				96x96	EC96	1000 /110 V			
M114XB.	SBC96 75A/60mV				96x96	BC96	75A/60 mV			
M104X2.	SEC96 3300 /110V				96x96	EC96	3300 /110 V			
M114XC.	SBC96 100A/60mV				96x96	BC96	100A/60 mV			
M104X3.	SEC96 6600 /110V				96x96	EC96	6600 /110 V			
M114XE.	SBC96 150A/60mV				96x96	BC96	150A/60 mV			
M104X4.	SEC96 13200 /110V				96x96	EC96	13200 /110 V			
M114XF.	SBC96 200A/60mV				96x96	BC96	200A/60 mV			
M104X5.	SEC96 15000 /110V				96x96	EC96	15000 /110 V			
M114XG.	SBC96 250A/60mV				96x96	BC96	250A/60 mV			
M104X6.	SEC96 20000 /110V				96x96	EC96	20000 /110 V			
M104X7.	SEC96 22000 /110V				96x96	EC96	22000 /110 V			
M122XC.	SMC96 100/5 A			100/5	96x96	MC96				
M104X8.	SEC96 25000 /110V				96x96	EC96	25000 /110 V			
M122XF.	SMC96 200/5 A			200/5	96x96	MC96				
M122XH.	SMC96 300/5 A			300/5	96x96	MC96				
M122XJ.	SMC96 400/5 A			400/5	96x96	MC96				
M122XK.	SMC96 500/5 A			500/5	96x96	MC96				
M122XL.	SMC96 600/5 A			600/5	96x96	MC96				
M122XM.	SMC96 750/5 A			750/5	96x96	MC96				
M102X2.	SEC96 5/5 A			5/5	96x96	EC96	5/5 A			



SMC96 1500/5 A

Code: M122XR.

CODE	TYPE	Échelle	Précision	Rang mesure (A)	Modules	Équipement	Pleine échelle	Mesure	Fréquence (Hz)	Description
M122XN.	SMC96 800/5 A			800/5	96x96	MC96				
M102X3.	SEC96 10/5 A			10/5	96x96	EC96	10/5 A			
M102X4.	SEC96 15/5 A			15/5	96x96	EC96	15/5 A			
M122XP.	SMC96 1000/5 A			1000/5	96x96	MC96				
M102X5.	SEC96 20/5 A			20/5	96x96	EC96	20/5 A			
M102X6.	SEC96 25/5 A			25/5	96x96	EC96	25/5 A			
M102X7.	SEC96 30/5 A			30/5	96x96	EC96	30/5 A			
M102X8.	SEC96 40/5 A			40/5	96x96	EC96	40/5 A			
M122XS.	SMC96 2000/5 A			2000/5	96x96	MC96				
M102X9.	SEC96 50/5 A			50/5	96x96	EC96	50/5 A			
M102XA.	SEC96 60/5 A			60/5	96x96	EC96	60/5 A			
M102XB.	SEC96 75/5 A			75/5	96x96	EC96	75/5 A			
M102XC.	SEC96 100/5 A			100/5	96x96	EC96	100/5 A			
M102XD.	SEC96 125/5 A			125/5	96x96	EC96	125/5 A			
M102XE.	SEC96 150/5 A			150/5	96x96	EC96	150/5 A			
M102XF.	SEC96 200/5 A			200/5	96x96	EC96	200/5 A			
M102XG.	SEC96 250/5 A			250/5	96x96	EC96	250/5 A			
M102XH.	SEC96 300/5 A			300/5	96x96	EC96	300/5 A			
M102XJ.	SEC96 400/5 A			400/5	96x96	EC96	400/5 A			
M102XK.	SEC96 500/5 A			500/5	96x96	EC96	500/5 A			
M102XL.	SEC96 600/5 A			600/5	96x96	EC96	600/5 A			
M102XM.	SEC96 750/5 A			750/5	96x96	EC96	750/5 A			
M102XN.	SEC96 800/5 A			800/5	96x96	EC96	800/5 A			
M102XP.	SEC96 1000/5 A			1000/5	96x96	EC96	1000/5 A			
M102XQ.	SEC96 1200/5 A			1200/5	96x96	EC96	1200/5 A			
M114XH.	SBC96 300A/60mV				96x96	BC96	300A/60 mV			
M102XR.	SEC96 1500/5 A			1500/5	96x96	EC96	1500/5 A			
M102XS.	SEC96 2000/5 A			2000/5	96x96	EC96	2000/5 A			
M114XJ.	SBC96 400A/60mV				96x96	BC96	400A/60mV			
M102XT.	SEC96 2500/5 A			2500/5	96x96	EC96	2500/5 A			
M102XU.	SEC96 3000/5 A			3000/5	96x96	EC96	3000/5 A			
M114XL.	SBC96 600A/60mV				96x96	BC96	600A/60 mV			
M102XV.	SEC96 4000/5 A			4000/5	96x96	EC96	4000/5 A			
M102XW.	SEC96 5000/5 A			5000/5	96x96	EC96	5000/5 A			
M114XP.	SBC96 1000A/60mV				96x96	BC96	1000A/60 mV			
M114XR.	SBC96 1500A/60mV				96x96	BC96	1500A/60 mV			
M114XT.	SBC96 2500A/60mV				96x96	BC96	2500A/60 mV			
M11813.	BC48 0...10V	90° , P1	1,5		48x48	BC48	0...10 V			
M11812.	BC48 0...20mA	90° , P1	1,5		48x48	BC48	0...20 mA			
M11811.	BC48 4...20mA	90° , P1	1,5		48x48	BC48	4...20 mA			
M11823.	BC72 0...10V	90° , P1	1,5		72x72	BC72	0...10 V			
M11822.	BC72 0...20mA	90° , P1	1,5		72x72	BC72	0...20 mA			
M11821.	BC72 4...20mA	90° , P1	1,5		72x72	BC72	4...20 mA			
M11833.	BC96 0...10V	90° , P1	1,5		96x96	BC96	0...10 V			
M11832.	BC96 0...20mA	90° , P1	1,5		96x96	BC96	0...20 mA			



SMC96 1500/5 A

Code: M122XR.

CODE	TYPE	Échelle	Précision	Rang mesure (A)	Modules	Équipement	Pleine échelle	Mesure	Fréquence (Hz)	Description
M11831.	BC96 4...20mA	90° , P1	1,5		96x96	BC96	4...20 mA			
M11843.	BC144 0...10V	90° , P1	1,5		144x144		0...10 V			
M11841.	BC144 4...20mA	90° , P1	1,5		144x144		4...20 mA			
M126XC.	SEMC96 100 /5A			100/5	96x96	EMC96				
M126XF.	SEMC96 200 /5A			200/5	96x96	EMC96				
M126XH.	SEMC96 300 /5A			300/5	96x96	EMC96				
M126XJ.	SEMC96 400 /5A			400/5	96x96	EMC96				
M126XK.	SEMC96 500 /5A			500/5	96x96	EMC96				
M126XL.	SEMC96 600 /5A			600/5	96x96	EMC96				
M126XM.	SEMC96 750 /5A			750/5	96x96	EMC96				
M126XN.	SEMC96 800 /5A			800/5	96x96	EMC96				
M126XP.	SEMC96 1000 /5A			1000/5	96x96	EMC96				
M126XR.	SEMC96 1500 /5A			1500/5	96x96	EMC96				
M126XS.	SEMC96 2000 /5A			2000/5	96x96	EMC96				
M14821.	CEC96 150V	90° , P1	1,5		96x96					
M130J9.	SWM96 50/5A 20kW			50/5	96x96	WM96	20 kW			
M130JE.	SWM96 150/5A 60kW			150/5	96x96	WM96	60 kW			
M130JF.	SWM96 200/5A 80kW			200/5	96x96	WM96	80 kW			
M130K9.	SWT96E 50/5A 30kW			50/5	96x96	WT96E	30 kW			
M130KB.	SWT96E 75/5A 50kW			75/5	96x96	WT96E	50 kW			
M130KC.	SWT96E 100/5A 60kW			100/5	96x96	WT96E	60 kW			
M130KE.	SWT96E 150/5A 90kW			150/5	96x96	WT96E	90 kW			
M130KF.	SWT96E 200/5A 120kW			200/5	96x96	WT96E	120 kW			
M130KH.	SWT96E 300/5A 180kW			300/5	96x96	WT96E	180 kW			
M130KJ.	SWT96E 400/5A 240kW			400/5	96x96	WT96E	240 kW			
M130KP.	SWT96E 1000/5A 600kW			1000/5	96x96	WT96E	600 kW			
M132K9.	SYT96E 50/5A 30 Kvar			50/5	96x96	SYT96E	30 kvar			
M132KC.	SYT96E 100/5A 60 Kvar			100/5	96x96	SYT96E	60 kvar			
M130LB.	SWT96AN 75/5A 50kW			75/5	96x96	WT96AN	50 kW			
M130LE.	SWT96AN 150/5A 90kW			150/5	96x96	WT96AN	90 kW			
M130LF.	SWT96AN 200/5A 120kW			200/5	96x96	WT96AN	120 kW			
M130LH.	SWT96AN 300/5A 180kW			300/5	96x96	WT96AN	180 kW			
M130LJ.	SWT96AN 400/5A 240kW			400/5	96x96	WT96AN	240 kW			
M130LP.	SWT96AN 1000/5A 600kW			1000/5	96x96	WT96AN	600 kW			
M130LR.	SWT96AN 1500/5A 900kW			1500/5	96x96	WT96AN	900 kW			
M12523.	ZC72 0...10V	240° P1	1,5		72x72		0...10 V			
M12521.	ZC72 4...20mA	240° P1	1,5		72x72		4...20 mA			
M12231.	MC96 .../5 A	90° , P1, 2	3	.../5 A	96x96					
M15531.	MC96 .../5A 120%	90° , P1, 2	3	.../5 A	96x96					
M12632.	EMC96 .../5A	Doble escala 90° , P1,2, hierro móvil P2	Bimetálico	.../5 A	96x96					
HC72										
M12721.	HC72 45-55Hz 230V	90°	0,5		72x72			45...55 Hz	45...55	
HC96										
M12731.	HC96 45-55Hz 230V	90°	0,5		96x96			45...55 Hz	45...55	
HC144										
M12741.	HC144 45-55Hz 230V	90°	0,5		144x144			45...55 Hz	45...55	



SMC96 1500/5 A

Code: M122XR.

CODE	TYPE	Échelle	Précision	Rang mesure (A)	Modules	Équipement	Pleine échelle	Mesure	Fréquence (Hz)	Description
M109X9.	SEZC96 50/5 A				72x72	EZC96	50/5 A			
M109XN.	SEZC96 800/5 A				72x72	EZC96	800/5 A			
M109X8.	SEZC96 40/5 A				96x96	EZC96	40/5 A			
M109XC.	SEZC96 100/5 A				96x96	EZC96	100/5 A			
M109XF.	SEZC96 200/5 A				96x96	EZC96	200/5 A			
M109XJ.	SEZC96 400/5 A				96x96	EZC96	400/5 A			
M109XP.	SEZC96 1000/5 A				96x96	EZC96	1000/5 A			
M109XT.	SEZC96 2500/5 A				96x96	EZC96	2500/5 A			
M109XV.	SEZC96 4000/5 A				96x96	EZC96	4000/5 A			
M1292100C0000	HLC72 47-53Hz 13L		0,5		72x72			47...53 Hz	47...53, 13 l�minas	
M129310090000	HLC96 56-64Hz 17L		0,5		96x96			56...64 Hz	57...63, 17 l�minas	
Monophas�										
M13031.	WMC96 400V .../5A	90� P1	1,5		96x96	WMC96		400 Vf-f, .../5 A		
M13041.	WMC144 400V .../5A	90� P1	1,5		96x96	WMC144		400 Vf-f, .../5 A		
Triphas�s �quilibr�s										
M13032.	WTC96E 400V .../5A	90� P1	1,5		96x96	WTC96		400 Vf-f, .../5 A		
Triphas�s 3 fils (ARON)										
M13034.	WTC96A 110V .../5A	90� P1	1,5		96x96	WTC96A		110 Vf-f, .../5A		
Triphas�s 4 fils										
M13033.	WTC96AN 400V .../5A	90� P1	1,5		96x96	WTC96AN		400 Vf-f, .../5 A		
Triphas�s �quilibr�s										
M13232.	YTC96E 400V .../5A	90� P1	1,5		96x96	YTC96E		400 Vf-f, .../5 A		
Monophas�										
M13434.	FEMC96 110V	90� P1	1,5		96x96					
M13537.	FMZ96 440V	240� P1	1,5		96x96					
M13831.	2EC96 2x.../100V	90�	1,5		96x96	2EC96				
M13832.	2EC96 2x.../110V	90�	1,5		96x96	2EC96				
M13833.	2EC96 2x220V	90�	1,5		96x96	2EC96				
M13834.	2EC96 2x380V	90�	1,5		96x96	2EC96				
M13835.	2EC96 2x440V	90�	1,5		96x96	2EC96				
M13841.	2EC144 2x.../100V	90�	1,5		144x144	2EC144				
M13844.	2EC144 2x380V	90�	1,5		144x144	2EC144				
M13845.	2EC144 2x440V	90�	1,5		144x144	2EC144				
Aiguille, 230 V										
M12732.	2HC96 45-55Hz	90�	0,5		96x96			45...55 Hz	45...55	
Alimentation 400 V										
M14624.	SYNCHROMAX 30...150V								35...80	
M14625.	SYNCHROMAX 110...600V								35...80	
M14634.	SYNCHROMAX-PID 30...150V								35...80	
M14635.	SYNCHROMAX-PID 110...600V								35...80	
M13721.	UC72 150...500V				72x72	UC72				
M13731.	UC96 150...500V				96x96	UC96				
M13755.	CUC96 400V				96x96	CUC96				



SMC96 1500/5 A

Code: M122XR.

CODE	TYPE	Échelle	Précision	Rang mesure (A)	Modules	Équipement	Pleine échelle	Mesure	Fréquence (Hz)	Description
M14911.	CH48				48x48				50	
M14921.	CH72				72x72				50	
M14931.	CH96				96x96				50	
M14951.	CH45								50	
M15051.	MEG-1000	90°	1,5					0 ... 500 kΩ 0,5 ... 5 MΩ	50...60	
M1ZZ52.	Joint IP54 C48									Joint IP 54, 48 x 48
M1ZZ53.	Joint IP54 C72									Joint IP 54, 72 x 72
M1ZZ54.	Joint IP54 C96				96x96					
M1ZZ55.	Joint IP54 C144				144x144					
M19941.	FIP-C48									Protection IP 65, 48 x 48
M19942.	FIP-C72									Protection IP 65, 72 x 72
M19943.	FIP-C96				96x96					
M19944.	FIP-C144				144x144					
M19921.	Tapa cubrebornas 48x48									Capuchon couvre-bornes (IP 20) 48 x 48
M19922.	Tapa cubrebornas 72x72									Capuchon couvre-bornes (IP 20) 72 x 72
M19923.	Tapa cubrebornas 96x96									Capuchon couvre-bornes (IP 20) 96 x 96



SMC96 1500/5 A

Code: M122XR.

Connexions

