



eHome RS T2S32

eHome RS T2S32, Car park wall box

Code: V25270. DESCATALOGADO

- > Communications: RS-485
- > Output type: 230 Vac - 32 A - 7,4 kW
- > Input current: 32 A
- > Connector type: Type 2 socket
- > Grid type: Single-phase
- > Charge mode: 3
- > No. Sockets: 1

Description

Designed to be easily installed in both indoor and outdoor private parking spaces, and to be distributed to electric vehicle manufacturers. The eHome range has been optimised to offer the best cost/quality ratio on the market. As a result, we offer a high quality product that can comfortably charge all the electrical vehicle brands on the market in Mode 3 with a Type 1 or Type 2 connector.

Thanks to its compatibility with the **CirBEON** device, which manages the current supplied to the vehicle based to the power available, the **eHome** charger is ideal for the domestic sector.

Application

Its application focuses on home use, since it is easy to install and comes in a small size.



eHome RS T2S32

Basic charging wallbox

Code: V25270.

Specifications

AC power supply

Input intensity	32A
Frequency	50 / 60 Hz
Type of network	1Ph + N + GND
Nominal voltage	230 V ~ (± 10 %)

Electrical characteristics

Cable: Connector type	Type 2 socket
Max. output intensity (A)	32
Charging mode	Mode 3
No. of charges	1
Max. output power (kW)	7,4
Voltage	230 V ~ (± 10 %)

Mechanical characteristics

Size (mm) width x height x depth	180 x 315 x 115 (mm)
Envelope	Self-extinguishing ABS-PCV0 plastic
Fastening	Wall mounting, 3-point wall anchorage
Weight (kg)	4

Environmental characteristics

Protection class	IP 54 / IK 10
Relative humidity (without condensation)	95%
Working temperature	-5°C ... +45°C

User interface


LED	Charge indicator
-----	------------------

Standards

Standards	IEC 61851-1, IEC 61851-21-2, IEC 62196-1, IEC 62196-2, Directiva 2014/35/UE, LVD; 2014/30/UE, EMC
-----------	---

Output 1

Maximum current	32 A
Maximum power	7,4 kW
Voltage range	230 Vca
Connector type	Type 2 socket
Network type	Single-phase (AC)



eHome RS T2S32

Basic charging wallbox

Code: V25270.

End-of-charge light, Compatible with CirBEON sensor, Weight: 4 kg, ABS-PCV0 self-extinguishing plastic housing - IP54 - IK10, Dimensions 315x180x115 mm. 5-m cable length, cable holder included (depending on model).

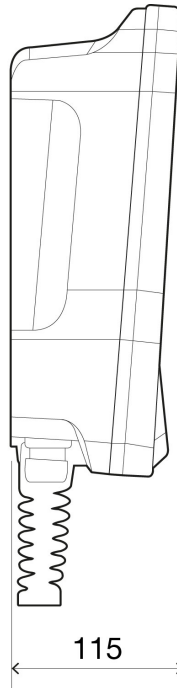
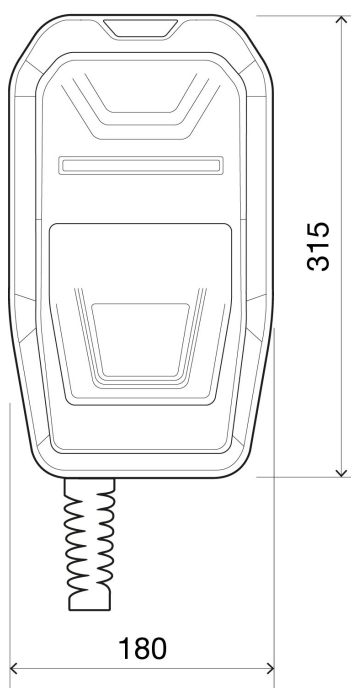


eHome RS T2S32

Basic charging wallbox

Code: V25270.

Dimensions



Connections



Single-phase
Monofásico

Three-phase
Trifásico

