

LRZ 04-004

LRZ 04-004, Reactor

Code: P73302. [CONSULTAR DISPONIBILIDAD](#)

- > L(mH): 7,9
- > In (A): 4
- > Losses: 8
- > Motor P.: 1.5
- > Motor P. (CV): 2

Description


The motor speed regulation equipment, frequency variators, UPS units, etc. generate alterations in the network, which affect other loads in the installation of the operation of the equipment.

The **LRZ / LRBZ** reactors connected to the input on the network side of the equipment can attenuate voltage peaks and reduce the harmonic distortion generated by the power electronics. The **LRZ / LRBZ** Reactors for filtering can reduce the current harmonics in any converter from 40... 50 % to values around 20 %. In addition, they reduce the shortcircuit current and increase the safety of the converter's semi-conductors. When installed on the motor side, they can attenuate harmonic frequencies caused during switching operations.

- Low-powered reactors, **LRZ** type, are built with plates with low losses and are coiled with copper wire. The connection is achieved with the adequate terminals.
- In the case of higher currents, **LRBZ** reactors are used, with a magnetic plate nucleus and multiple steel cores, which offer excellent characteristics and a low loss ratio. Copper band coils (or aluminium band, on demand). The connections run through a plate.
- Both **LRZ** and **LRBZ** type reactors have a vacuum varnish sealing to increase the insulation, providing a greater mechanical resistance and reduce the level of noise.

Application

The reactors of the **LR / LRB** series are prepared and can be used on the network and motor sides. They attenuate micro-drops and peaks during the initial connection and switching operations, and they reduce the rate of harmonics from the network current.



LRZ 04-004

Reactors for filtering for power converters (network side)

Code: P73302.

Specifications

Mechanical characteristics

Size (mm) width x height x depth	120 x 125 x 60 (mm)
Envelope	Conductor type: copper wire
Weight (kg)	1,54

Environmental characteristics

Thermal Class	"class F (+155 °C) On request: class H (+180 °C)"
Protection class	IP 00

Electrical characteristics

Linearity (5% L)	1,5 In
Maximum transient current	2 In (1 min)
Voltage	up to 1000 V~
L value (mH)	7.9
Insulation voltage, circuit	4 kV

Current measurement circuit

Nominal current (In)	According to table. Other values on request
Allowable overload	1,7 In
Permanent overload	1,7 In


Standards

Standards	UNE-EN 60289 , IEC 60076
-----------	--------------------------

LRZ / LRBZ

Filter reactors for power converters (network side), 50 Hz

CODE	TYPE
P7330B.	LRZ 04-050
P7330E.	LRBZ 04-080
P7330G.	LRBZ 04-115
P7330J.	LRBZ 04-185
P7330K.	LRBZ 04-200
P7330M.	LRBZ 04-300




LRZ 04-004

Reactors for filtering for power converters (network side)

Code: P73302.

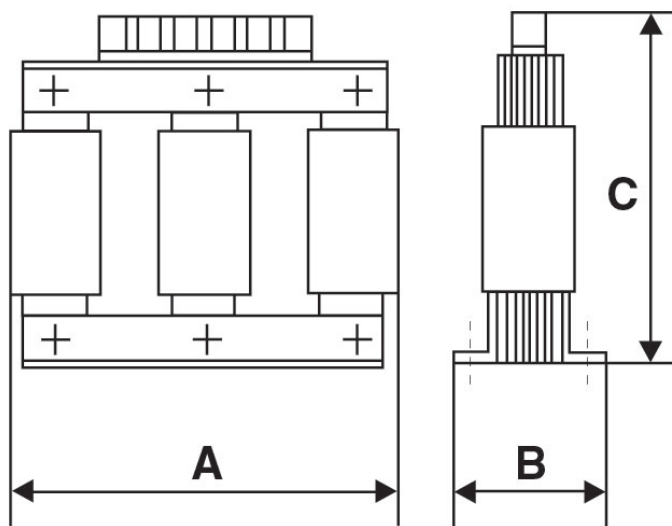
Dimensions



LRZ 04-004

Reactors for filtering for power converters (network side)

Code: P73302.



Tipo	A mm	B mm	C mm	kg
LRZ 04-003	120	60	125	1,8
LRZ 04-004	120	60	125	1,8
LRZ 04-006	120	60	125	2
LRZ 04-008	120	60	125	2
LRZ 04-010	120	70	125	2,3
LRZ 04-013	120	70	125	2,3
LRZ 04-017	150	75	150	3,5
LRZ 04-022	150	90	152	4,6
LRZ 04-033	150	90	152	5
LRZ 04-041	180	100	193	7,5
LRZ 04-050	180	110	197	9
LRZ 04-058	180	110	197	9,5
LRZ 04-066	180	120	197	11