



## RECmaxLPd-D4-20

RECmaxLPd-D4-20, Motorized circuit breaker, 4-pole D-curve

Code: P2A143.

- > Poles: 4
- > In (A): 20 A
- > Breaking element: built-in
- > Curve: D

### Description


Self-resetting cut-off device with circuit breaker and ultra-immunised residual current protection. Programmable unit with display, which measures leakage currents (residual current protection), and orders the disconnection or reclosing of the circuit breaker (circuit breaker protection) by means of a motor that regulates it mechanically. Measuring the leakage current,  $I_{\Delta}$ , requires an external residual current transformer, which is supplied separately. The assembly is regularly used in single-phase and three-phase electrical installations that require high continuity of the electric supply. It has inputs/outputs which provide information and control of the state of the electrical installation in which it is working. LED display and backlit (LCD) display:

- Residual current protection/reclosing parameters.
- Protection trip current intensity.
- Number of reclosures
- Protection status messages, etc.

### Application

The **RECmax LPd**, linked with the **WGC** toroidal transformers, ensures earth-leakage and circuit-breaker protection with self-reclosing after an residual current, overload or short-circuit trip. It is a good solution for infrastructures that are difficult to control and monitor due to their location in the following electric panels:

- Telephony systems
- DTT systems
- Computer systems, UPS



## RECmaxLPd-D4-20

Residual current circuit breaker with self-reclosing system

Code: P2A143.

### Specifications

#### AC power supply

Installation category	CAT III 300 V
Consumption	5 VA
Frequency	50/60 Hz
Nominal voltage	230V ~ ± 30%

#### Mechanical characteristics

Size (mm) width x height x depth	115 x 110 x 83 (mm)
Envelope	Plastic V0
Fastening	DIN rail
Weight (kg)	0,433

#### Environmental characteristics

Protection class	IP 20, IP 41 (rear panel)
Relative humidity (without condensation)	5 ... 95 %
Storage temperature	-40 ... +75 °C
Working temperature	-20 ... +70 °C

#### Standards

Electrical safety, Maximum height (m)	2000
Standards	IEC TR 60755, IEC 60898-1, DIN EN 50022, IEC 60947-2-M

#### User interface


LED	2 LED
Keyboard	3 keys
Display type	LCD

#### Differential protection

Sensitivity ( $I_{\Delta n}$ ), A	0,03 (por defecto) / 0,1 - 0,3 - 0,5 - 1 A (programable)
Delay time ( $t_{\Delta}$ )	Trip delay (IEC 60947-2-M) INS / SEL

#### Thermal-magnetic protection

Trip curve, Type	D
Nominal current $I_n$ (A)	20
Rated short-circuit breaking capacity ( $I_{cn}$ ) / service short-circuit breaking capacity ( $I_{cs}$ ) (IEC 60898)	6 kA
Voltage breaking capacity (IEC 60898)	230 / 400 V ~
AC ultimate short-circuit breaking capacity ( $I_{cu}$ ) (IEC 60947-2)	10 kA
V~ Breaking capacity (IEC 60947-2)	415 V ~



## RECmaxLPd-D4-20

Residual current circuit breaker with self-reclosing system

Code: P2A143.

Nominal voltage

240 / 415 V ~

### Reclosure type

Reclosure number	Programmable: Differential (10) / Magnetothermal (2)
Reset time	Programmable: Differential / Magnetothermal: 30 min
Reclosure time	Programmable: Differential / Circuit breaker: 3 min

### RECmaxLPD

Self-reclosing residual current relay with circuit breaker, used with a residual current transformer not included

CODE	TYPE	Poles	In (A)	Curve
<b>2 Poles, C Curve</b>				
P2A110.	RECmaxLPd-C2-6	2	6 A	C
P2A111.	RECmaxLPd-C2-10	2	10 A	C
P2A112.	RECmaxLPd-C2-16	2	16 A	C
P2A113.	RECmaxLPd-C2-20	2	20 A	C
P2A114.	RECmaxLPd-C2-25	2	25 A	C
P2A115.	RECmaxLPd-C2-32	2	32 A	C
P2A116.	RECmaxLPd-C2-40	2	40 A	C
P2A117.	RECmaxLPd-C2-50	2	50 A	C
P2A118.	RECmaxLPd-C2-63	2	63 A	C
<b>4 Poles, C Curve</b>				
P2A120.	RECmaxLPd-C4-6	4	6 A	C
P2A121.	RECmaxLPd-C4-10	4	10 A	C
P2A122.	RECmaxLPd-C4-16	4	16 A	C
P2A123.	RECmaxLPd-C4-20	4	20 A	C
P2A124.	RECmaxLPd-C4-25	4	25 A	C
P2A125.	RECmaxLPd-C4-32	4	32 A	C
P2A126.	RECmaxLPd-C4-40	4	40 A	C
P2A127.	RECmaxLPd-C4-50	4	50 A	C
P2A128.	RECmaxLPd-C4-63	4	63 A	C
<b>2 Poles, D Curve</b>				
P2A130.	RECmaxLPd-D2-6	2	6 A	D
P2A131.	RECmaxLPd-D2-10	2	10 A	D
P2A132.	RECmaxLPd-D2-16	2	16 A	D
P2A133.	RECmaxLPd-D2-20	2	20 A	D
P2A134.	RECmaxLPd-D2-25	2	25 A	D
P2A135.	RECmaxLPd-D2-32	2	32 A	D
P2A136.	RECmaxLPd-D2-40	2	40 A	D
P2A137.	RECmaxLPd-D2-50	2	50 A	D



## RECmaxLPd-D4-20

Residual current circuit breaker with self-reclosing system

Code: P2A143.

CODE	TYPE	Poles	In (A)	Curve
P2A138.	RECmaxLPd-D2-63	2	63 A	D
<b>4 Poles, D Curve</b>				
P2A140.	RECmaxLPd-D4-6	4	6 A	D
P2A141.	RECmaxLPd-D4-10	4	10 A	D
P2A142.	RECmaxLPd-D4-16	4	16 A	D
P2A143.	RECmaxLPd-D4-20	4	20 A	D
P2A144.	RECmaxLPd-D4-25	4	25 A	D
P2A145.	RECmaxLPd-D4-32	4	32 A	D
P2A146.	RECmaxLPd-D4-40	4	40 A	D
P2A147.	RECmaxLPd-D4-50	4	50 A	D
P2A148.	RECmaxLPd-D4-63	4	63 A	D

WGS-20/30 and WGC-25/35 residual current transformers. C/D curve circuit breaker with 6 kA cut off power (IEC 60898). Curve 10 kA (IEC 60947-2) check.

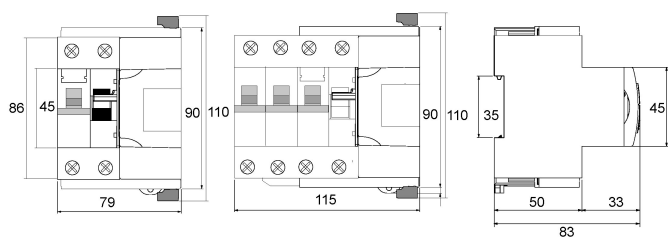


# RECmaxLPd-D4-20

Residual current circuit breaker with self-reclosing system

Code: P2A143.

## Dimensions



## Connections

