

WRGU-10MTT-C-2-6A

WRGU-10MTT-C-2-6A, Self reclosing

Code: P21810. **DESCATALOGADO**

> Poles: 2
> In (A): 6 A
> Breaking element: built-in
> Curve: C

Description

The **WRGU-10 MTT** compact assembly forms a self-reclosing circuit breaker (overload and short-circuit) and residual current protection system in single-phase or threephase electrical installations with a neutral of up to 63 A. The assembly is composed of the following elements:

- Residual current relay for protection, with **RGU-10 MTT** self-reclosing function
- **MP-T** series motorized circuit breaker as an overload and short-circuit protection element, and as a circuit breaker in residual current protection
- **WGC** residual current transformer, residual current sensor for residual current protection
- Remote switch, for resets and external manual reclosures

Application

The **WRGU-10 MTT** groups can be used to make safety compatible with the continuity of the service in remote installations or installations with more complicated maintenance. They ensure residual current (mandatory) and circuit breaker protection, guaranteeing selfreclosing for either of the two reasons. It is a very good solution in installations in special locations that are hard to control and monitor: telephony installations, television repeaters, refrigerating chambers, etc.

- Telephony systems
- DTT systems
- Industrial refrigerating chambers



WRGU-10MTT-C-2-6A

Complete protection and reclosing unit Residual current and circuit breaker

Code: P21810.

Specifications

AC power supply

Consumption	6 VA
Frequency	50 Hz
auxiliary power supply mode	230 V ~
Nominal voltage	230 V ~ (± 20 %)

Mechanical characteristics

Size (mm) width x height x depth	225 x 205 x 110 (mm)
Envelope	Colour box RAL 7035

Environmental characteristics

Storage temperature	Circuit breaker: -55 ... +55 °C
Working temperature	Circuit breaker and relay: -25 ... +55 °C / Motor reconnection: -25 ... +70 °C

External reset input for tripping

Type	ON-OFF Remote

Motor

On / off pulse time	Opening time: < 10 ms / Closing time: < 1000 ms
Nominal voltage	230 / 380 V ~

Standards

Standards	IEC 60947-2, IEC 60755, UNE-EN 55022, UNE-EN 55011, UNE-EN 55024 level 4, IEC 61000-4-11

Digital relay outputs

Nominal load in AC	2500 VA
Nominal current	5 A ~
Maximum current	10 A ~
Electrical life	Magnetotérmico: 10000 maniobras / Motor reconexión: >20000
Mechanical life	Magnetotérmico: >20000 operations

Measurement accuracy

Phase current measurement	± 20 %

Differential protection

Type	Type A ultra-immunised
Sensitivity (IΔn), A	0,03-0,1-0,3-0,5 (Setup)
Delay time (tΔ)	Curve INS / SEL



WRGU-10MTT-C-2-6A

Complete protection and reclosing unit Residual current and circuit breaker

Code: P21810.

Protection

LED indication	Voltage presence Earth leakage tripping Reclosure timing
Measure	True root mean square (TRMS)
Circuit breaker type	Motorised circuit breaker MP-T series

Thermal-magnetic protection

Trip curve, Type	C ó D (según modelo)
Nominal current In (A)	6
Breaking capacity	10 kA (IEC 60898)
Nominal voltage	240 / 415 V ~

Reclosure type

Reclosure number	Differential (15) / Circuit breaker (2)
Reset time	Diff & Magneto: 15 min
Reclosure time	Differential: 20 s, 40 s, rest 3 min / Circuit breaker: 3 min

Certified and Approved by Telefónica Residual current relay with adjustable sensitivity (0.03 A, up to 0.5 A), adjustable delay (with curve, INS/SEL, or by time, from 0.1 to 1 s) and automatic reclosing system, 15 attempts by default (residual current) and 2 by the circuit breaker



WRGU-10MTT-C-2-6A

Complete protection and reclosing unit Residual current and circuit breaker

Code: P21810.

Dimensions

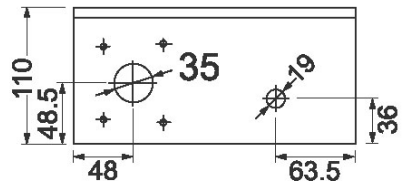

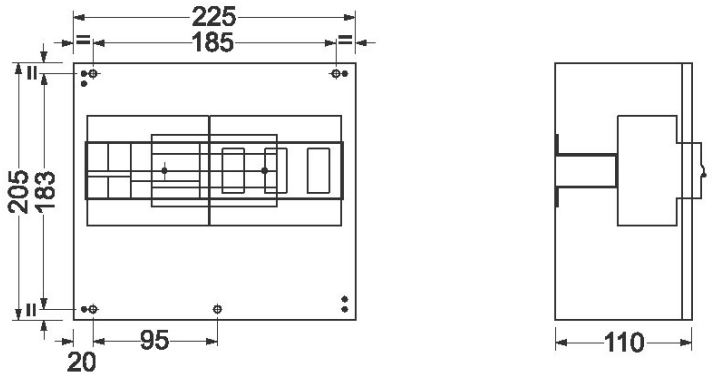

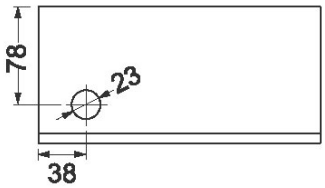

Creation date: 27/11/2026 - CIRCUTOR, SAU reserves the right to make technical changes or modify the content/images of this document without prior notice, in order to improve its reliability, functionality, design or for other reasons.
It accepts no liability for any errors, inaccuracies or possible lack of information in this document.