

WGBU-90-70

WGBU-90-70, Residual current Relay

Code: P16022.

- > Usefull diam.(mm): 70
- > $I_{\Delta n}$ (A): 0,03 ... 3 A
- > Delay: 0,02...1 s
- > Mounting: Panel background


Description

The **WGBU** Series is a compact residual current protection system. It is composed of a toroidal transformer with a built-in residual current relay.

- Multi-range electronic relay
 - The sensitivity can be adjusted to 0.03 ... 3 A
 - Trigger delay of 0.02 ... 1 s, adjustable
- Type A relay with high frequency current filtering and high immunity. Monitoring in true root mean square (TRMS).
- LED indicators:
 - Grid connection LED
 - Pre-alarm and trigger LED: 1 flash every 2 s, leak between 25 and 50 % of the sensitivity selected; 1 flash every 1 s, leak between 50 and 75 % of the sensitivity selected; 1 flash every 0.5 s, leak exceeding 75 % of the sensitivity selected; permanently lit, trigger of the residual current protection.

Application

The WGBU series offers a reliable residual current protection, with simpler cabling and savings in the assembly time. In addition, installation is very simple, thanks to its compact dimensions.



WGBU-90-70

Transformer with built-in residual current relay.

Code: P16022.

Specifications

AC power supply, insulation

Test voltage (kV)	2,5 kV ~
-------------------	----------

AC power supply

Frequency	50/60 Hz
Nominal voltage	110/230 V ~ ±20 %

Mechanical characteristics

Size (mm) width x height x depth	130 x 110 x 113 (mm)
Fastening	DIN rail
Weight (kg)	0,388

Environmental characteristics

Protection class	IP 20 (terminals), IP 41 (rear panel)
Working temperature	-10 ... +50 °C

Standards

Standards	IEC 1008, IEC 255-5, UNE 801-2, UNE 801-3, UNE 801-4, UNE 60730-1
-----------	---

Other digital relay outputs

Insulation voltage	250 V ~
Electrical life	2 x 10 ⁵

Digital relay outputs


Nominal current	6 A ~
Nominal voltage	250 V ~
Resistive load (max.)	250 Vca / 8 Aca

Differential protection

Type	Type A ultra-immunised
Sensitivity (I _{Δn}), A	0,03 ... 3 (seleccionable)
Delay time (t _Δ)	0.02... 5 s (selectable)
Transformer	Built-in, WG series

Protection

LED indication	Power supply voltage Earth leakage tripping Prealarm
Measure	True root mean square (TRMS)
Circuit breaker type	Contact or Circuit Breaker + trigger coil



WGBU-90-70

Transformer with built-in residual current relay.

Code: P16022.

WGBU

Transformer with built-in residual current relay, type A ultraimmunized

CODE	TYPE	Usefull diam.(mm)	IΔn (A)
Relay mounted at 90°. It allows to reduce the mounting space			
P16021.	WGBU-90-35	35	0,03 ... 3 A
P16022.	WGBU-90-70	70	0,03 ... 3 A
P16023.	WGBU-90-105	105	0,03 ... 3 A
P16024.	WGBU-90-140	140	0,03 ... 3 A
P16025.	WGBU-90-210	210	0,03 ... 3 A
P16011.	WGBU-35	35	0,03 ... 3 A
P16012.	WGBU-70	70	0,03 ... 3 A
P16013.	WGBU-105	105	0,03 ... 3 A
P16014.	WGBU-140	140	0,03 ... 3 A
P16015.	WGBU-210	210	0,03 ... 3 A

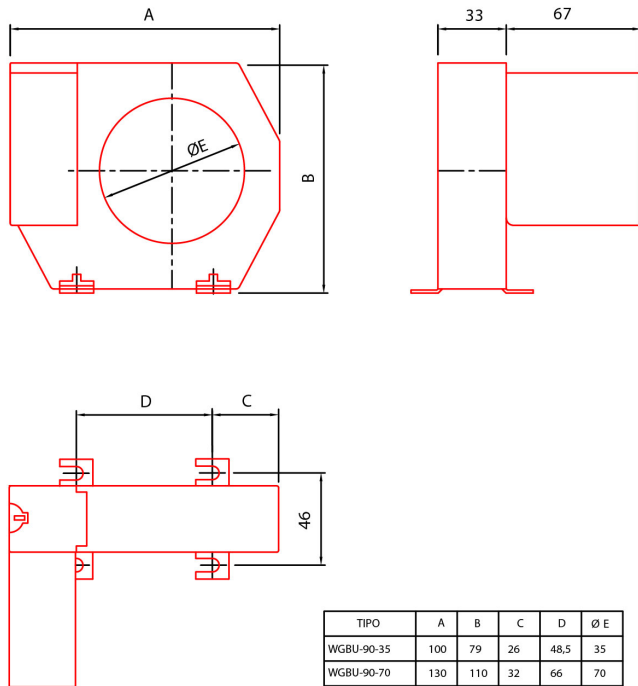


WGBU-90-70

Transformer with built-in residual current relay.

Code: P16022.

Dimensions



TIPO	A	B	C	D	Ø E
WGBU-90-35	100	79	26	48,5	35
WGBU-90-70	130	110	32	66	70
WGBU-90-105	170	146	38	94	105
WGBU-90-140	220	196	48,5	123	140
WGBU-90-210	299	284	69	161	210

Connections

