



MYeBOX-1500+3 FLEX-R45

MYeBOX-1500+3 FLEX-R45, Portable power analyzer with recording of quality events and transients

Code: M8405B.

- > Nr Sensors: 3 FLEX-R45
- > Communications: Wi-Fi | 3G
- > Transistor output: 2
- > Digital inputs: 2
- > No. of voltage measurement inputs: 5
- > Measuring current Channels: 5
- > Class: According to Class A

Description

MYeBOX® is a range of portable analysers that can be configured from an app and/or a website to analyse and record electrical parameters, measure and record waveform transients and network quality parameters, as per the **EN 50160** standard. The information is accessible remotely from the app and/or website. **MYeBOX®** measures and records electrical parameters in single-phase, two-phase or three-phase installations (with and without a neutral).

The app/website is connected to the device to display the measured data in real time, fully configure the device, start or stop the data recording, send the recorded data to the **MYeBOX®** Cloud platform, and even access the data from the memory to view it graphically or in table form. The remote connectivity lets you analyse the measured data from anywhere. The recorded data can also be sent to a data repository for further analysis in PowerVision Plus. The device can be configured locally using the capacitive keyboard and the on-screen menu options.

MYeBOX® 150 and **MYeBOX® 1500** have the following features and functions:

- 4 voltage measurement inputs (U_1, U_2, U_3, U_n)
- 4 current measurement inputs (I_1, I_2, I_3, I_n)
- Measurement of the main electrical parameters
- Measurement of network quality parameters
- True RMS measurement (TRMS)
- Measurement of consumption and generation (4Q)
- Voltage quality event log, according to **EN 61000-4-30**
- Transients log
- Recording of the wave shape associated with the quality events and transients
- Measurement according to **EN 61000-4-30**
- Power supply is independent of the measurement
- Recording of the wave shape for each recording period
- LCD Screen
- Capacitive keypad
- Micro-USB port to download data
- Automatic detection of clamps
- Identification of phases with colours
- Compatible with clamps with EEPROM
- Recording of system events (EVA)
- NTP synchronisation
- Sending of alarms via e-mail
- Wi-Fi communications (access point/terminal)



MYeBOX-1500+3 FLEX-R45

Portable power analyzer

Code: M8405B.

The **MYeBOX® 1500** model also has:

- 1 voltage measurement input U_{ref}
- 1 leakage current measurement input
- 2 transistor inputs to centralise impulses / tariff / state
- 2 transistor outputs for alarms
- 3G/4G communications

Application

MYeBOX can be used to:

- Prepare complete studies of an electrical installation.
- Analyse consumption, load curves, disturbances in the installation's voltage, display wave shapes, harmonics study or flicker measurement, among other options.
- Perform audits and analyses remotely.



MYeBOX-1500+3 FLEX-R45

Portable power analyzer

Code: M8405B.

Specifications

Auxiliary battery power supply

Autonomy	2 h (without 3G), 50 min (with 3G)
Battery type	Litio (3,7 Vc.c.)
Capacity	3700 mAh
Load temperature	0 ... 40 °C
Load time	6 h

AC power supply

Installation category	CAT II 300 V
Consumption	22...28 VA
Frequency	47...63 Hz
Nominal voltage	100...240 Vc.a.(Adaptador de alimentación de c.a.)

Powered by charger, adapter

Output voltage	9 Vc.c.
Maximum power	20 W

Battery specification

Capacity	220 mAh
Performance-guarantee	10 años
Type	Litio
Voltage	3 Vc.c.

Environmental characteristics

Protection class	IP 30
Relative humidity (without condensation)	5...95 %
Storage temperature	-20...+60 °C
Working temperature	-10...+50 °C

Mechanical characteristics

Envelope	Self-extinguishing V0 plastic
Weight (kg)	2

Specific technical characteristics of current sensors

Linearity	2 % (10...200 % In)
Measurement range	100/1000/10000 A

Standards

Certifications	CE
----------------	----



MYeBOX-1500+3 FLEX-R45

Portable power analyzer

Code: M8405B.

Electrical safety, Maximum height (m)	2000
Standards	Recycling European Directive 2002/96/EC, EN 61326-1, IEC 61010-1, 3rd Edition

Current measurement circuit

Installation category	CAT III 600 V
Nominal current (In)	Depending on the clamp
Phase current measurement	Transformadores con salida 0,250 A ó 0,333 V
Phase current measuring range	1...200 % In
Maximum input current consumption	0,0004 VA
Maximum pulse current	3 x In A
Minimum current measurement	Depending on the clamp

Voltage measurement circuit

Installation category	CAT III 600 V
Consumption	0,15 VA
Sampling frequency	45...65 Hz
Input impedance	2,4 MΩ
Frequency measuring range	42,5 ... 69 Hz
Voltage measuring range	10 ... 600 V~ (Ph-N)
Minimum measurement voltage (Vstart)	10 V ac

Electrical safety

Insulation	Double-insulated electric shock protection class II (IEC 61010-1)
------------	---

User interface

Connectivity	μUSB
LED	21
Keyboard	5 keys, 2 push button
Display type	20-character alphanumeric x 2 lines

Digital inputs

Input/output insulation	2,7 kV
Quantity	2
Type	Potential-free contact
Maximum short-circuit current	5 mA
Maximum open circuit voltage	4...9 Vdc

Memory

Write time	1s, 1m, 5m, 15m, 1h, 1d
Type	FAT 32



MYeBOX-1500+3 FLEX-R45

Portable power analyzer

Code: M8405B.

Digital transistor outputs

Quantity	2
Type	Opto MOSFET
Maximum current	90 mA
Maximum voltage	48 Vc.c.

Measurement accuracy

Current asymmetry (Ka)	Class A (IEC 61000-4-30)
Voltage asymmetry (Ka)	Class A (IEC 61000-4-30)
Current unbalance (Kd)	Class A (IEC 61000-4-30)
Voltage unbalance (Kd)	Class A (IEC 61000-4-30)
Frequency measurement	Class A (42.5 ... 69 Hz) (IEC 61000-4-30)
Phase current measurement	class 0,2 (1...200 % In) (IEC 61557-12)
Reactive energy measurement (kvarh)	Class 1 (IEC 62053-23)
Reactive power measurement (kvar)	Class 1 ± 1 digit (IEC 61557-12) (Vn ac 230/110)
Apparent power measurement (kVA)	class 0,5 ± 1 digit (IEC 61557-12) (Vn ac 230/110)
Active energy measurement (kWh)	Class 0,5S (IEC 62053-22)
Active power measurement (kW)	class 0,5 ± 1 digit (IEC 61557-12) (Vn ac 230/110)
Power factor measurement	Class 0.5 (IEC 61557-12)
Current THD	Class 1 (IEC 61000-4-7)
Voltage THD	Class 0.5 (IEC 61557-12)
Phase voltage measurement	Class 0,2 (10...600 VPh-N ~) (IEC 61557-12)
Pinst. Flicker	3 % (IEC 61000-4-15)
Pst Flicker	5 % (0,2 ... 10Pst) (IEC 61000-4-15)
Current harmonics (THD)	(up 50th) Class 1 (IEC 61000-4-7)
Voltage harmonics (THD)	(up 50th) Class 1 (IEC 61000-4-7)

Radio communication

Band	UMTS/HSPA: 850/900/1900/2100 MHz. # GSM /GPRS /EDGE: 850/900/1800/1900 MHz.
Technology / Type	3G

Wireless communication

Band	2,4 GHz.
Technology / Type	Wi-Fi

MYeBOX

Portable power analyzer with recording of quality events and transients



MYeBOX-1500+3 FLEX-R45

Portable power analyzer

Code: M8405B.

CODE	TYPE	Class	Communications	No. of voltage measurement inputs	Measuring current Channels	Measuring Channels	Transistor output	Digital inputs	Nr Sensors
M840230000A00	MYeBOX-150	Class A	Wi-Fi	4	4				
Portable analyzer kits with current sensors									
M844330000A00	MYeBOX-1500-4G		Wi-Fi 4G			5	2	2	
M8445C0000A00	MYeBOX-1500-4G + 4 FLEX-R45		Wi-Fi 4G			5	2	2	4 FLEX-R45
M8405C0000A00	MYeBOX-1500- 4 FLEX-R45	Class A	Wi-Fi 3G	5	5			2	4 FLEX-R45
M8445E0000A00	MYeBOX-1500-4G + 4 FLEX-R80		Wi-Fi 4G			5	2	2	4 FLEX-R80
M84023.	MYeBOX-150	According to Class A	Wi-Fi	4	4				
M84433.	MYeBOX-1500-4G		Wi-Fi 4G			5	2	2	
M8405B.	MYeBOX-1500+3 FLEX-R45	According to Class A	Wi-Fi 3G	5	5			2	3 FLEX-R45
M8445B.	MYeBOX-1500-4G + 3 FLEX-R45		Wi-Fi 4G			5	2	2	3 FLEX-R45
M8404C.	MYeBOX-150-4 FLEX-R45	According to Class A	Wi-Fi	4	4				4 FLEX-R45
M8445C.	MYeBOX-1500-4G + 4 FLEX-R45		Wi-Fi 4G			5	2	2	4 FLEX-R45
M8404E.	MYeBOX-150-4 FLEX-R80	According to Class A	Wi-Fi	4	4				4 FLEX-R80
M8445E.	MYeBOX-1500-4G + 4 FLEX-R80		Wi-Fi 4G			5	2	2	4 FLEX-R80

Analyser with built-in SD memory and Cloud Includes voltage cables, alligator clips, USB cable, fastening strap, magnetic support, battery, power supply and carrying bag. Please contact us for other clamp or clamp length combinations

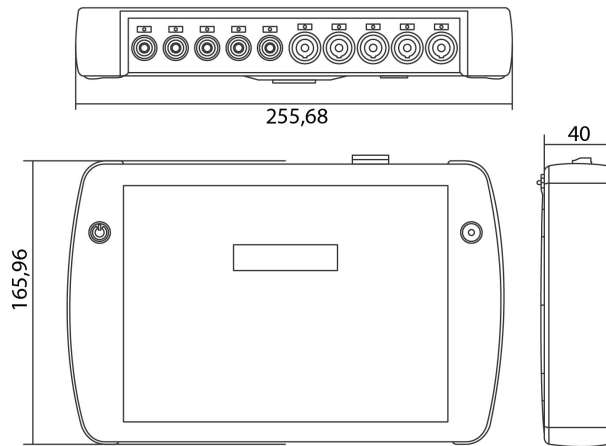


MYeBOX-1500+3 FLEX-R45

Portable power analyzer

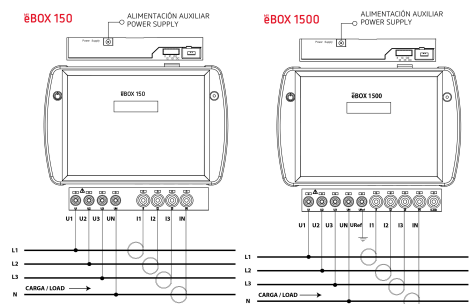
Code: M8405B.

Dimensions

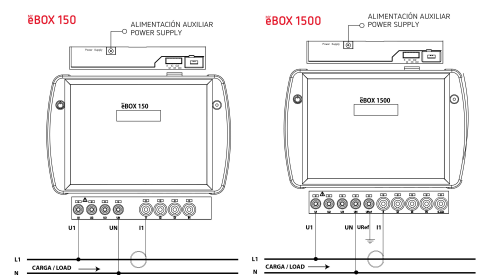


Connections

Red trifásica a 4 hilos / 4-wire three-phase network



Red monofásica fase-neutro de 2 hilos 2-wire Single-phase network (Neutral)



Conexión de la corriente de fuga, ILeak Leakage current connection, ILeak

