



MYeBOX-1500- 3 CPRG-500

MYeBOX-1500- 3 CPRG-500, Portable power analyzer with recording of quality events and transients

Code: M840550000A00 **DESCATALOGADO**

- > Nr Sensors: 3 CPRG-500
- > Communications: Wi-Fi | 3G
- > Transistor output: 2
- > Digital inputs: 2
- > No. of voltage measurement inputs: 5
- > Measuring current Channels: 5
- > Class: Class A

Description

MYeBOX® is a range of portable analysers that can be configured from an app and/or a website to analyse and record electrical parameters, measure and record waveform transients and network quality parameters, as per the **EN 50160** standard. The information is accessible remotely from the app and/or website. **MYeBOX®** measures and records electrical parameters in single-phase, two-phase or three-phase installations (with and without a neutral).

The app/website is connected to the device to display the measured data in real time, fully configure the device, start or stop the data recording, send the recorded data to the **MYeBOX®** Cloud platform, and even access the data from the memory to view it graphically or in table form. The remote connectivity lets you analyse the measured data from anywhere. The recorded data can also be sent to a data repository for further analysis in PowerVision Plus. The device can be configured locally using the capacitive keyboard and the on-screen menu options.

MYeBOX® 150 and **MYeBOX® 1500** have the following features and functions:

- 4 voltage measurement inputs (U_1, U_2, U_3, U_n)
- 4 current measurement inputs (I_1, I_2, I_3, I_n)
- Measurement of the main electrical parameters
- Measurement of network quality parameters
- True RMS measurement (TRMS)
- Measurement of consumption and generation (4Q)
- Voltage quality event log, according to **EN 61000-4-30**
- Transients log
- Recording of the wave shape associated with the quality events and transients
- Measurement according to **EN 61000-4-30**
- Power supply is independent of the measurement
- Recording of the wave shape for each recording period
- LCD Screen
- Capacitive keypad
- Micro-USB port to download data
- Automatic detection of clamps
- Identification of phases with colours
- Compatible with clamps with EEPROM
- Recording of system events (EVA)
- NTP synchronisation
- Sending of alarms via e-mail
- Wi-Fi communications (access point/terminal)



MYeBOX-1500- 3 CPRG-500

Portable power analyzer

Code: M840550000A00

The **MYeBOX® 1500** model also has:

- 1 voltage measurement input U_{ref}
- 1 leakage current measurement input
- 2 transistor inputs to centralise impulses / tariff / state
- 2 transistor outputs for alarms
- 3G/4G communications

Application

MYeBOX can be used to:

- Prepare complete studies of an electrical installation.
- Analyse consumption, load curves, disturbances in the installation's voltage, display wave shapes, harmonics study or flicker measurement, among other options.
- Perform audits and analyses remotely.



MYeBOX-1500- 3 CPRG-500

Portable power analyzer

Code: M840550000A00

Specifications

Auxiliary battery power supply

| | |
|------------------|------------------------------------|
| Autonomy | 2 h (without 3G), 50 min (with 3G) |
| Battery type | Litio (3,7 Vc.c.) |
| Capacity | 3700 mAh |
| Load temperature | 0 ... 40 °C |
| Load time | 6 h |

AC power supply

| | |
|-----------------------|--|
| Installation category | CAT II 300 V |
| Consumption | 22...28 VA |
| Frequency | 47...63 Hz |
| Nominal voltage | 100...240 Vc.a.(Adaptador de alimentación de c.a.) |

Powered by charger, adapter

| | |
|----------------|---------|
| Output voltage | 9 Vc.c. |
| Maximum power | 20 W |

Battery specification

| | |
|-----------------------|---------|
| Capacity | 220 mAh |
| Performance-guarantee | 10 años |
| Type | Litio |
| Voltage | 3 Vc.c. |

Specific technical characteristics of current sensors

| | |
|-------------------|----------------------|
| Linearity | 0,2 % (3...120 % In) |
| Measurement range | 1...500 A |

Standards

| | |
|---------------------------------------|---|
| Certifications | CE |
| Electrical safety, Maximum height (m) | 2000 |
| Standards | Recycling European Directive 2002/96/EC, EN 61326-1, IEC 61010-1, 3rd Edition |

Current measurement circuit

| | |
|-----------------------------------|--|
| Installation category | CAT III 600 V |
| Nominal current (In) | Depending on the clamp |
| Phase current measurement | Transformadores con salida 0,250 A ó 0,333 V |
| Phase current measuring range | 1...200 % In |
| Maximum input current consumption | 0,0004 VA |
| Maximum pulse current | 3 x In A |



MYeBOX-1500- 3 CPRG-500

Portable power analyzer

Code: M840550000A00

| | |
|-----------------------------|------------------------|
| Minimum current measurement | Depending on the clamp |
|-----------------------------|------------------------|

Voltage measurement circuit

| | |
|--------------------------------------|----------------------|
| Installation category | CAT III 600 V |
| Consumption | 0,15 VA |
| Sampling frequency | 45...65 Hz |
| Input impedance | 2,4 M Ω |
| Frequency measuring range | 42,5 ... 69 Hz |
| Voltage measuring range | 10 ... 600 V~ (Ph-N) |
| Minimum measurement voltage (Vstart) | 10 V ac |

Electrical safety

| | |
|------------|---|
| Insulation | Double-insulated electric shock protection class II (IEC 61010-1) |
|------------|---|

Digital inputs

| | |
|-------------------------------|------------------------|
| Input/output insulation | 2,7 kV |
| Quantity | 2 |
| Type | Potential-free contact |
| Maximum short-circuit current | 5 mA |
| Maximum open circuit voltage | 4...9 Vdc |

Memory

| | |
|------------|-------------------------|
| Write time | 1s, 1m, 5m, 15m, 1h, 1d |
| Type | FAT 32 |

Digital transistor outputs

| | |
|-----------------|-------------|
| Quantity | 2 |
| Type | Opto MOSFET |
| Maximum current | 90 mA |
| Maximum voltage | 48 Vc.c. |

Measurement accuracy

| | |
|-------------------------------------|--|
| Current asymmetry (Ka) | Class A (IEC 61000-4-30) |
| Voltage asymmetry (Ka) | Class A (IEC 61000-4-30) |
| Current unbalance (Kd) | Class A (IEC 61000-4-30) |
| Voltage unbalance (Kd) | Class A (IEC 61000-4-30) |
| Frequency measurement | Class A (42.5 ... 69 Hz) (IEC 61000-4-30) |
| Phase current measurement | class 0,2 (1...200 % In) (IEC 61557-12) |
| Reactive energy measurement (kvarh) | Class 1 (IEC 62053-23) |
| Reactive power measurement (kvar) | Class 1 \pm 1 digit (IEC 61557-12) (Vn ac 230/110) |
| Apparent power measurement (kVA) | class 0,5 \pm 1 digit (IEC 61557-12) (Vn ac 230/110) |



MYeBOX-1500- 3 CPRG-500

Portable power analyzer

Code: M840550000A00

| | |
|---------------------------------|--|
| Active energy measurement (kWh) | Class 0,5S (IEC 62053-22) |
| Active power measurement (kW) | class 0,5 ± 1 digit (IEC 61557-12) (Vn ac 230/110) |
| Power factor measurement | Class 0.5 (IEC 61557-12) |
| Voltage THD | Class 0.5 (IEC 61557-12) |
| Phase voltage measurement | Class 0,2 (10...600 VPh-N ~) (IEC 61557-12) |
| Pinst. Flicker | 3 % (IEC 61000-4-15) |
| Pst Flicker | 5 % (0,2 ... 10Pst) (IEC 61000-4-15) |
| Current harmonics (THD) | (up 50th) Class 1 (IEC 61000-4-7) |
| Voltage harmonics (THD) | (up 50th) Class 1 (IEC 61000-4-7) |

Radio communication

| | |
|-------------------|---|
| Band | UMTS/HSPA: 850/900/1900/2100 MHz. # GSM /GPRS /EDGE: 850/900/1800/1900 MHz. |
| Technology / Type | 3G |

Wireless communication

| | |
|-------------------|----------|
| Band | 2,4 GHz. |
| Technology / Type | Wi-Fi |

MYeBOX

Portable power analyzer with recording of quality events and transients

| CODE | TYPE | Class | Communications | No. of voltage measurement inputs | Measuring current Channels | Measuring Channels | Transistor output | Digital inputs | Nr Sensors |
|--|-----------------------------|----------------------|----------------|-----------------------------------|----------------------------|--------------------|-------------------|----------------|------------|
| M840230000A00 | MYeBOX-150 | Class A | Wi-Fi | 4 | 4 | | | | |
| M844330000A00 | MYeBOX-1500-4G | | Wi-Fi 4G | | | 5 | 2 | 2 | |
| Portable analyzer kits with current sensors | | | | | | | | | |
| M8445C0000A00 | MYeBOX-1500-4G + 4 FLEX-R45 | | Wi-Fi 4G | | | 5 | 2 | 2 | 4 FLEX-R45 |
| M8405C0000A00 | MYeBOX-1500- 4 FLEX-R45 | Class A | Wi-Fi 3G | 5 | 5 | | | 2 | 4 FLEX-R45 |
| M8445E0000A00 | MYeBOX-1500-4G + 4 FLEX-R80 | | Wi-Fi 4G | | | 5 | 2 | 2 | 4 FLEX-R80 |
| M8405E0000A00 | MYeBOX-1500-4 FLEX-R80 | Class A | Wi-Fi 3G | 5 | 5 | | | 2 | 4 FLEX-R80 |
| M84023. | MYeBOX-150 | According to Class A | Wi-Fi | 4 | 4 | | | | |
| M84433. | MYeBOX-1500-4G | | Wi-Fi 4G | | | 5 | 2 | 2 | |
| M8405B. | MYeBOX-1500+3 FLEX-R45 | According to Class A | Wi-Fi 3G | 5 | 5 | | | 2 | 3 FLEX-R45 |
| M8404C. | MYeBOX-150-4 FLEX-R45 | According to Class A | Wi-Fi | 4 | 4 | | | | 4 FLEX-R45 |
| M8445C. | MYeBOX-1500-4G + 4 FLEX-R45 | | Wi-Fi 4G | | | 5 | 2 | 2 | 4 FLEX-R45 |
| M8405D. | MYeBOX 1500+3 FLEX-R80 | According to Class A | Wi-Fi 3G | 5 | 5 | | | 2 | 3 FLEX-R80 |



MYeBOX-1500- 3 CPRG-500

Portable power analyzer

Code: M840550000A00

| CODE | TYPE | Class | Communications | No. of voltage measurement inputs | Measuring current Channels | Measuring Channels | Transistor output | Digital inputs | Nr Sensors |
|---------|-----------------------------|----------------------|----------------|-----------------------------------|----------------------------|--------------------|-------------------|----------------|------------|
| M8405E. | MYeBOX-1500-4 FLEX-R80 | According to Class A | Wi-Fi 3G | 5 | 5 | | | 2 | 4 FLEX-R80 |
| M8445E. | MYeBOX-1500-4G + 4 FLEX-R80 | | Wi-Fi 4G | | | 5 | 2 | 2 | 4 FLEX-R80 |

Analysers with built-in SD memory and Cloud Includes voltage cables, alligator clips, USB cable, fastening strap, magnetic support, battery, power supply and carrying bag. Please contact us for other clamp or clamp length combinations

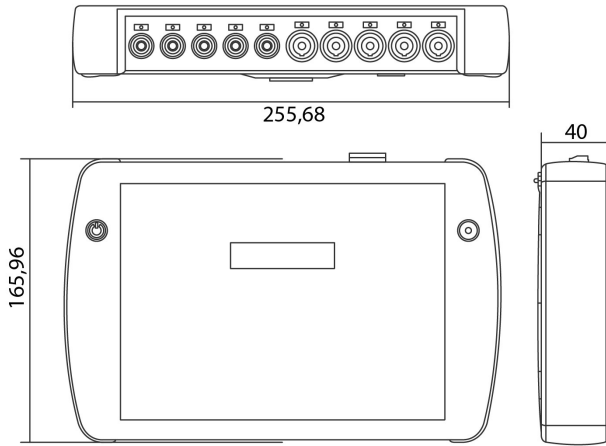


MYeBOX-1500- 3 CPrG-500

Portable power analyzer

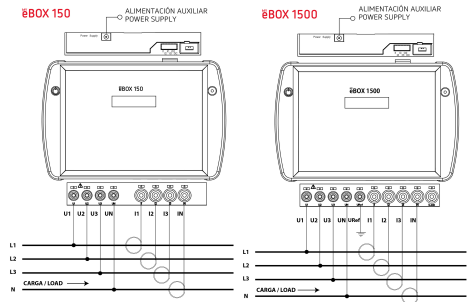
Code: M840550000A00

Dimensions

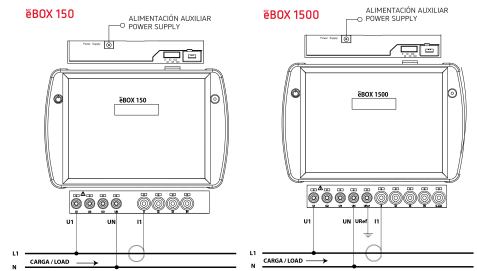


Connections

Red trifásica a 4 hilos / 4-wire three-phase network



Red monofásica fase-neutro de 2 hilos / 2-wire Single-phase network (Neutral)



Conexión de la corriente de fuga, ILeak / Leakage current connection, ILeak

