

## SH 15000A/60mV

---



SH 15000A/60mV, Shunt

Code: M7123V.

- > Accuracy: 0.5
- > Measurement Range (A): 15000A/60mV
- > Input current: 15000 A
- > Relation: 15000A/60mV

### Description

---

- Shunt for the measurement of DC, from 1 A dc to 15 000 A dc, depending on the type
- Accuracy class: 0.5
- All types are supplied with 1.5 m long cables, with a section of 1.5 m<sup>2</sup>
- The standard output voltage is .../60 mV, but there are other types of outputs on demand, see coding table.

### Application

---

Used in DC electrical lines to obtain a voltage signal that is proportional to the current through the shunt



## SH 15000A/60mV

Shunts

Code: M7123V.

### Specifications

#### Electrical characteristics

Permanent overload	1,2 $I_n$
--------------------	-----------

#### Environmental characteristics

Working temperature	-25 ... +60 °C
---------------------	----------------

#### Mechanical characteristics

Envelope	Manganin rods Brass terminals
Weight (kg)	9,036

#### Current measurement circuit

Nominal frequency	50 / 60 Hz
Primary current measurement	15000 A
Allowable overload	During 5 s $10 I_n$ , yes $10 A \leq I_n \leq 500 A$ 5 $I_n$ , yes $600 A \leq I_n \leq 2000 A$ 2 $I_n$ , yes $2500 A \leq I_n$
Transformation ratio	... / 60 mV

#### Standards

Standards	DIN 43703, IEC 51, VDE 410, BS 89
-----------	-----------------------------------

#### Measurement accuracy

Accuracy	0.5
----------	-----

#### SH

Shunts for direct current measurement

CODE	TYPE	Measurement Range (A)
M71211.	SHP 30A/60mV	30A/60mV
M71212.	SHP 40A/60mV	40A/60mV
M71213.	SHP 50A/60mV	50A/60mV
M71214.	SHP 60A/60mV	60A/60mV
M71215.	SHP 75A/60mV	75A/60mV
M71216.	SHP 100A/60mV	100A/60mV
M71217.	SHP 150A/60mV	150A/60mV
M71218.	SHP 200A/60mV	200A/60mV
M71221.	SHB 1A/60mV	1A/60mV
M71222.	SHB 1.5A/60mV	1.5A/60mV
M71223.	SHB 2.5A/60mV	2.5A/60mV



## SH 15000A/60mV

Shunts

Code: M7123V.

CODE	TYPE	Measurement Range (A)
M71224.	SHB 4A/60mV	4A/60mV
M71225.	SHB 5A/60mV	5A/60mV
M71226.	SHB 6A/60mV	6A/60mV
M71227.	SHB 10A/60mV	10A/60mV
M71228.	SHB 15A/60mV	15A/60mV
M71229.	SHB 25A/60mV	25A/60mV
M7122A.	SHB 30A/60mV	30A/60mV
M7122B.	SHB 40A/60mV	40A/60mV
M7122C.	SHB 50A/60mV	50A/60mV
M7122D.	SHB 60A/60mV	60A/60mV
M7122E.	SHB 80A/60mV	80A/60mV
M7122F.	SHB 100A/60mV	100A/60mV
M7122N.	SHB 200A/60mV	200A/60mV
M71231.	SH 30A/60mV	30A/60mV
M71232.	SH 40A/60mV	40A/60mV
M71233.	SH 50A/60mV	50A/60mV
M71234.	SH 60A/60mV	60A/60mV
M71235.	SH 80A/60mV	80A/60mV
M71236.	SH 100A/60mV	100A/60mV
M71237.	SH 150A/60mV	150A/60mV
M71238.	SH 200A/60mV	200A/60mV
M71239.	SH 250A/60mV	250A/60mV
M7123A.	SH 300A/60mV	300A/60mV
M7123B.	SH 400A/60mV	400A/60mV
M7123C.	SH 500A/60mV	500A/60mV
M7123D.	SH 600A/60mV	600A/60mV
M7123E.	SH 750A/60mV	750A/60mV
M7123F.	SH 800A/60mV	800A/60mV
M7123G.	SH 1000A/60mV	1000A/60mV
M7123H.	SH 1200A/60mV	1200A/60mV
M7123J.	SH 1500A/60mV	1500A/60mV
M7123K.	SH 2000A/60mV	2000A/60mV
M7123L.	SH 2500A/60mV	2500A/60mV
M7123M.	SH 3000A/60mV	3000A/60mV
M7123N.	SH 4000A/60mV	4000A/60mV
M7123O.	SH 20000A/60mV	20000A/60mV
M7123P.	SH 5000A/60mV	5000A/60mV
M7123Q.	SH 6000A/60mV	6000A/60mV
M7123R.	SH 7500A/60mV	7500A/60mV



## SH 15000A/60mV

Shunts

Code: M7123V.

CODE	TYPE	Measurement Range (A)
M7123S.	SH 8000A/60mV	8000A/60mV
M7123T.	SH 10000A/60mV	10000A/60mV
M7123U.	SH 12500A/60mV	12500A/60mV
M7123V.	SH 15000A/60mV	15000A/60mV
M7123Z.	SH 18000A/60mV	18000A/60mV

Insulating base socket for type SHB (up to 100 A)

All shunts are supplied with 1.5 m long cables with a 1.5 mm<sup>2</sup> cross-section

# SH 15000A/60mV

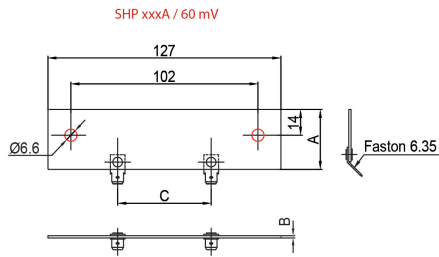
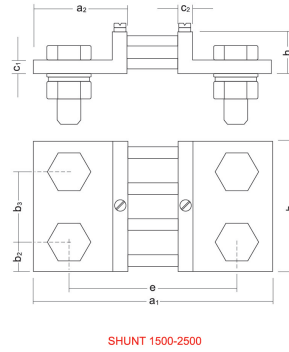
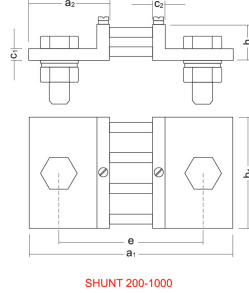
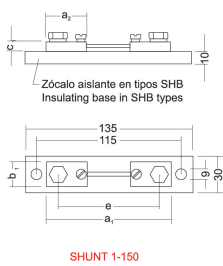


Shunts

Code: M7123V.

## Dimensions

Voltage drop $mV_{90}$	Range $A_{90}$	Fig.	a1	a2	b1	b2	b3	c1	c2	e	h	N° Current connections	Current connections			Voltage connections				
													Hexagonal screws DIN 933	Washer DIN 125	DIN 934 nut					
60	1-1, 5-2, 5-4-6-10-15-25	1	90	28	20	-	-	8	-	78	-	2 x 1	M5 x 12	5,3	-	2 Screws M5 x 8 DIN 84 & 2 Washer 5,3 DIN 433				
	30-40-60-100-150		100	33	20	-	-	8	-	80	-	2 x 1	M8 x 16	8,4	-					
	250	2	145	55	30	15	-	10	10	105	30	2 x 1	M12 x 40	13	M12					
	400-600				40	20	-	10	10	115	30	2 x 1	M16 x 45	17	M16					
	800				60	30	-	10	10	115	30	2 x 1	M20 x 50	21	M20					
	1500				90	21	48	10	10	115	30	2 x 2	M16 x 45	17	M16					
	2500				120	30	60	10	10	115	30	2 x 2	M20 x 50	21	M20					
	150				1-1, 5-2, 5-4-6-10-15-25	1	90	25	20	-	-	8	-	78	-		2 x 1	M5 x 12	5,3	-
					40-60-100-150		225	33	25	-	-	8	-	205	-		2 x 1	M8 x 16	8,4	-
					250	2	270	55	30	15	-	10	10	230	50		2 x 1	M12 x 40	13	M12
400-600		40	20	-	10				10	240	60	2 x 1	M16 x 45	17	M16					
800		70	35	-	10				10	240	60	2 x 1	M20 x 50	21	M20					



Units: (A)	A	B	C
30	35	0,7	73,5
40	35	0,7	73,5
50	35	0,7	73,5
60	35	0,7	62
75	35	1,25	48
100	28,5	1,25	50,5
150	35	1,25	41,5
200	28,5	3	64