

SHB 4A/60mV

SHB 4A/60mV, Shunt

Code: M71224.

> Accuracy: 0.5
> Measurement Range (A): 4A/60mV
> Input current: 4 A
> Relation: 4A/60mV

Description

- Shunt for the measurement of DC, from 1 A dc to 15 000 A dc, depending on the type
- Accuracy class: 0.5
- All types are supplied with 1.5 m long cables, with a section of 1.5 m2
- The standard output voltage is .../60 mV, but there are other types of outputs on demand, see coding table.

Application

Used in DC electrical lines to obtain a voltage signal that is proportional to the current through the shunt

Creation date: 23/11/2026 - CIRCUTOR, SAU reserves the right to make technical changes or modify the content/images of this document without prior notice, in order to improve its reliability, functionality, design or for other reasons.
It accepts no liability for any errors, inaccuracies or possible lack of information in this document.



SHB 4A/60mV

Shunts

Code: M71224.

Specifications

Electrical characteristics

Permanent overload	1,2 In

Environmental characteristics

Working temperature	-25 ... +60 °C

Mechanical characteristics

Envelope	Manganin rods Brass terminals
Weight (kg)	0,15

Current measurement circuit

Nominal frequency	50 / 60 Hz
Primary current measurement	4A
Allowable overload	During 5 s 10 In, yes 10 A ≤ In ≤ 500 A 5 In, yes 600 A ≤ In ≤ 2000 A 2 In, yes 2500 A ≤ In
Transformation ratio	.../ 60 mV

Standards

Standards	DIN 43703, IEC 51, VDE 410, BS 89

Measurement accuracy

Accuracy	0.5

SH
Shunts for direct current measurement

CODE	TYPE	Measurement Range (A)
M71221.	SHB 1A/60mV	1A/60mV
M71222.	SHB 1.5A/60mV	1.5A/60mV
M71223.	SHB 2.5A/60mV	2.5A/60mV
M71224.	SHB 4A/60mV	4A/60mV
M71225.	SHB 5A/60mV	5A/60mV
M71226.	SHB 6A/60mV	6A/60mV
M71227.	SHB 10A/60mV	10A/60mV
M71228.	SHB 15A/60mV	15A/60mV
M71229.	SHB 25A/60mV	25A/60mV
M7122A.	SHB 30A/60mV	30A/60mV
M7122B.	SHB 40A/60mV	40A/60mV

Creation date: 23/11/2026 - CIRCUTOR, SAU reserves the right to make technical changes or modify the content/images of this document without prior notice, in order to improve its reliability, functionality, design or for other reasons.
It accepts no liability for any errors, inaccuracies or possible lack of information in this document.



SHB 4A/60mV

Shunts

Code: M71224.

CODE	TYPE	Measurement Range (A)
M7122C.	SHB 50A/60mV	50A/60mV
M7122D.	SHB 60A/60mV	60A/60mV
M7122E.	SHB 80A/60mV	80A/60mV
M7122F.	SHB 100A/60mV	100A/60mV
M7122N.	SHB 200A/60mV	200A/60mV
M71231.	SH 30A/60mV	30A/60mV
M71232.	SH 40A/60mV	40A/60mV
M71233.	SH 50A/60mV	50A/60mV
M71234.	SH 60A/60mV	60A/60mV
M71235.	SH 80A/60mV	80A/60mV
M71236.	SH 100A/60mV	100A/60mV
M71237.	SH 150A/60mV	150A/60mV
M71238.	SH 200A/60mV	200A/60mV
M71239.	SH 250A/60mV	250A/60mV
M7123A.	SH 300A/60mV	300A/60mV
M7123B.	SH 400A/60mV	400A/60mV
M7123C.	SH 500A/60mV	500A/60mV
M7123D.	SH 600A/60mV	600A/60mV
M7123E.	SH 750A/60mV	750A/60mV
M7123F.	SH 800A/60mV	800A/60mV
M7123G.	SH 1000A/60mV	1000A/60mV
M7123H.	SH 1200A/60mV	1200A/60mV
M7123J.	SH 1500A/60mV	1500A/60mV
M7123K.	SH 2000A/60mV	2000A/60mV
M7123L.	SH 2500A/60mV	2500A/60mV
M7123M.	SH 3000A/60mV	3000A/60mV
M7123N.	SH 4000A/60mV	4000A/60mV
M7123P.	SH 5000A/60mV	5000A/60mV
M7123Q.	SH 6000A/60mV	6000A/60mV
M7123R.	SH 7500A/60mV	7500A/60mV
M7123T.	SH 10000A/60mV	10000A/60mV
M7123V.	SH 15000A/60mV	15000A/60mV
M7123Z.	SH 18000A/60mV	18000A/60mV

SHP: Faston connection; **SHB**: Insulating base socket(up to 100 A); **SH**: Without base

For other configurations see additional performance table.
All shunts are supplied with 1.5 m long cables with a 1.5 mm^2 cross-section



SHB 4A/60mV

Shunts

Code: M71224.

Dimensions

Voltage drop mV (1)	Range A (1)	Fig.	a1	a2	b1	b2	b3	c1	c2	e	h	N° Current connections	Current connections: Hexagonal screws DIN 933	Current connections: Washer DIN 125	Current connections: DIN 934 nut	Voltage connections
60	1-1 , 5-2, 5-4-6-10-15-25	1	90	28	20	-	-	8	-	78	-	2 x 1	M5 x 12	5,3	-	2 Screws M5 x 8 DIN 84 & 2 Washer 5,3 DIN 433
	30-40-60-100-150		100	33	20	-	-	8	-	80	-	2 x 1	M8 x 16	8,4	-	
	250	2	145	55	30	15	-	10	10	105	30	2 x 1	M12 x 40	13	M12	
	400-600				40	20						2 x 1	M16 x 45	17	M16	
	800		165	65	60	30	-	10	10	115	30	2 x 1	M20 x 50	21	M20	
	1500				90	21	48					2 x 2	M16 x 45	17	M16	
	2500				120	30	60	10	10	115	30	2 x 2	M20 x 50	21	M20	
150	1-1 , 5-2 , 5-4-6-10-15-25	1	90	25	20	-	-	8	-	78	-	2 x 1	M5 x 12	5,3	-	
	40-60-100-150		225	33	25	-	-	8	-	205	-	2 x 1	M8 x 16	8,4	-	
	250	2	270	55	30	15	-	10	10	230	50	2 x 1	M12 x 40	13	M12	
	400-600				40	20						2 x 1	M16 x 45	17	M16	
	800		290	65	70	35	-	10	10	240	60	2 x 1	M20 x 50	21	M20	

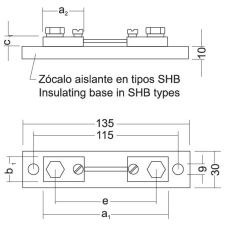

SHUNT 1-150

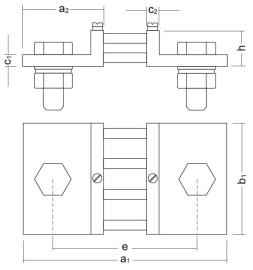

SHUNT 200-1000

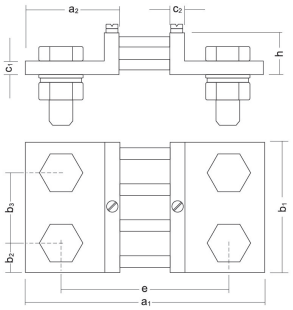

SHUNT 1500-2500

SHP xxxA / 60 mV

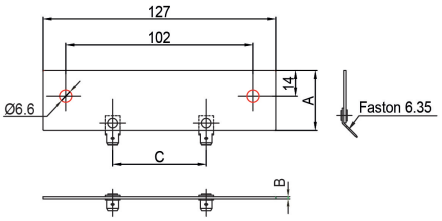

SHP xxxA / 60 mV

Units: (A)	A	B	C
30	35	0.7	73.5
40	35	0.7	73.5
50	35	0.7	73.5
60	35	0.7	62
75	35	1.25	48
100	28.5	1.25	50.5
150	35	1.25	41.5
200	28.5	3	64