



SHB 2.5A/60mV

SHB 2.5A/60mV, Shunt

Code: M71223.

- > Accuracy: 0.5
- > Measurement Range (A): 2.5A/60mV
- > Input current: 2.5 A
- > Relation: 2,5A/60mV

Description

- Shunt for the measurement of DC, from 1 A dc to 15 000 A dc, depending on the type
- Accuracy class: 0.5
- All types are supplied with 1.5 m long cables, with a section of 1.5 m²
- The standard output voltage is .../60 mV, but there are other types of outputs on demand, see coding table.

Application

Used in DC electrical lines to obtain a voltage signal that is proportional to the current through the shunt



SHB 2.5A/60mV

Shunts

Code: M71223.

Specifications

Electrical characteristics

Permanent overload	1,2 I_n
--------------------	-----------

Environmental characteristics

Working temperature	-25 ... +60 °C
---------------------	----------------

Mechanical characteristics

Envelope	Manganin rods Brass terminals
Weight (kg)	0,15

Current measurement circuit

Nominal frequency	50 / 60 Hz
Primary current measurement	2,5 A
Allowable overload	During 5 s 10 I_n , yes 10 A $\leq I_n \leq$ 500 A 5 I_n , yes 600 A $\leq I_n \leq$ 2000 A 2 I_n , yes 2500 A $\leq I_n$
Transformation ratio	... / 60 mV

Standards

Standards	DIN 43703, IEC 51, VDE 410, BS 89
-----------	-----------------------------------

Measurement accuracy

Accuracy	0.5
----------	-----

SH

Shunts for direct current measurement

CODE	TYPE	Measurement Range (A)
M71211.	SHP 30A/60mV	30A/60mV
M71212.	SHP 40A/60mV	40A/60mV
M71213.	SHP 50A/60mV	50A/60mV
M71214.	SHP 60A/60mV	60A/60mV
M71215.	SHP 75A/60mV	75A/60mV
M71216.	SHP 100A/60mV	100A/60mV
M71217.	SHP 150A/60mV	150A/60mV
M71218.	SHP 200A/60mV	200A/60mV
M71221.	SHB 1A/60mV	1A/60mV
M71222.	SHB 1.5A/60mV	1.5A/60mV
M71223.	SHB 2.5A/60mV	2.5A/60mV

SHB 2.5A/60mV



Shunts

Code: M71223.

CODE	TYPE	Measurement Range (A)
M71224.	SHB 4A/60mV	4A/60mV
M71225.	SHB 5A/60mV	5A/60mV
M71226.	SHB 6A/60mV	6A/60mV
M71227.	SHB 10A/60mV	10A/60mV
M71228.	SHB 15A/60mV	15A/60mV
M71229.	SHB 25A/60mV	25A/60mV
M7122A.	SHB 30A/60mV	30A/60mV
M7122B.	SHB 40A/60mV	40A/60mV
M7122C.	SHB 50A/60mV	50A/60mV
M7122D.	SHB 60A/60mV	60A/60mV
M7122E.	SHB 80A/60mV	80A/60mV
M7122F.	SHB 100A/60mV	100A/60mV
M7122N.	SHB 200A/60mV	200A/60mV
M71231.	SH 30A/60mV	30A/60mV
M71232.	SH 40A/60mV	40A/60mV
M71233.	SH 50A/60mV	50A/60mV
M71234.	SH 60A/60mV	60A/60mV
M71235.	SH 80A/60mV	80A/60mV
M71236.	SH 100A/60mV	100A/60mV
M71237.	SH 150A/60mV	150A/60mV
M71238.	SH 200A/60mV	200A/60mV
M71239.	SH 250A/60mV	250A/60mV
M7123A.	SH 300A/60mV	300A/60mV
M7123B.	SH 400A/60mV	400A/60mV
M7123C.	SH 500A/60mV	500A/60mV
M7123D.	SH 600A/60mV	600A/60mV
M7123E.	SH 750A/60mV	750A/60mV
M7123F.	SH 800A/60mV	800A/60mV
M7123G.	SH 1000A/60mV	1000A/60mV
M7123H.	SH 1200A/60mV	1200A/60mV
M7123J.	SH 1500A/60mV	1500A/60mV
M7123K.	SH 2000A/60mV	2000A/60mV
M7123L.	SH 2500A/60mV	2500A/60mV
M7123M.	SH 3000A/60mV	3000A/60mV
M7123N.	SH 4000A/60mV	4000A/60mV
M7123O.	SH 20000A/60mV	20000A/60mV
M7123P.	SH 5000A/60mV	5000A/60mV
M7123Q.	SH 6000A/60mV	6000A/60mV
M7123R.	SH 7500A/60mV	7500A/60mV



SHB 2.5A/60mV

Shunts

Code: M71223.

CODE	TYPE	Measurement Range (A)
M7123S.	SH 8000A/60mV	8000A/60mV
M7123T.	SH 10000A/60mV	10000A/60mV
M7123U.	SH 12500A/60mV	12500A/60mV
M7123V.	SH 15000A/60mV	15000A/60mV
M7123Z.	SH 18000A/60mV	18000A/60mV

SHP: Faston connection; **SHB:** Insulating base socket(up to 100 A); **SH:** Without base

For other configurations see additional performance table.

All shunts are supplied with 1.5 m long cables with a 1.5 mm² cross-section

SHB 2.5A/60mV

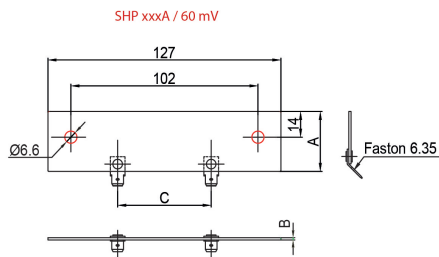
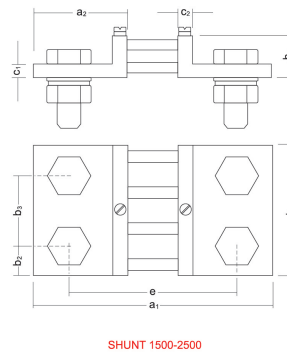
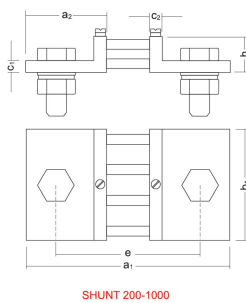
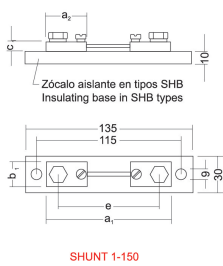


Shunts

Code: M71223.

Dimensions

Voltage drop mV ₀	Range A ₀	Fig.	a1	a2	b1	b2	b3	c1	c2	e	h	N° Current connections	Current connections			Voltage connections	
													Hexagonal screws DIN 933	Washer DIN 125	DIN 934 nut		
60	1-1, 5-2, 5-4-6-10-15-25	1	90	28	20	-	-	8	-	78	-	2 x 1	M5 x 12	5,3	-	2 Screws M5 x 8 DIN 84 & 2 Washer 5,3 DIN 433	
	30-40-60-100-150		100	33	20	-	-	8	-	80	-	2 x 1	M8 x 16	8,4	-		
	250	2	145	55	30	15	-	10	10	105	30	2 x 1	M12 x 40	13	M12		
	400-600				40	20	-	-	-	-	-	-	2 x 1	M16 x 45	17		M16
	800				60	30	-	-	-	-	-	-	2 x 1	M20 x 50	21		M20
	1500				90	21	48	10	10	115	30	2 x 2	M16 x 45	17	M16		
2500	120	30	60	10	10	115	30	2 x 2	M20 x 50	21	M20						
150	1-1, 5-2, 5-4-6-10-15-25	1	90	25	20	-	-	8	-	78	-	2 x 1	M5 x 12	5,3	-	2 Screws M5 x 8 DIN 84 & 2 Washer 5,3 DIN 433	
	40-60-100-150		225	33	25	-	-	8	-	205	-	2 x 1	M8 x 16	8,4	-		
	250	2	270	55	30	15	-	10	10	230	50	2 x 1	M12 x 40	13	M12		
	400-600				40	20	-	-	-	-	-	-	2 x 1	M16 x 45	17		M16
	800				65	70	35	-	10	10	240	60	2 x 1	M20 x 50	21		M20
	1500				90	25	20	-	-	8	-	78	-	2 x 1	M5 x 12		5,3



Units: (A)	A	B	C
30	35	0.7	73.5
40	35	0.7	73.5
50	35	0.7	73.5
60	35	0.7	62
75	35	1.25	48
100	28.5	1.25	50.5
150	35	1.25	41.5
200	28.5	3	64