



## CPF-TE Out2

CPF-TE Sal.2


Code: M25322. DESCATALOGADO

- > Transducer FP
- > Output type: 2
- > Analog output: 4...20mA
- > System: Balanced three-phase (3 wires)

### Description

The CPF transducers measure power factor single phase.

The analog output is directly proportional to the measurement signal, 0...20 mA or 4...20 mA. The analog output can be bidirectional.



## CPF-TE Out2

Power factor transducer

Code: M25322.

### Specifications

#### AC power supply, insulation

Pulse test (kV)	4 kV (1,2/50µs)
Test voltage (kV)	3 kV RMS 50 Hz 1min

#### AC power supply

Consumption	2,5 VA
Frequency	40...90 Hz
Nominal voltage	24/115/230/400 Vca (-15...+20 %)

#### Mechanical characteristics

Size (mm) width x height x depth	95 x 72 x 110 (mm)
Weight (kg)	0,31

#### Environmental characteristics

Protection class	IP 20 (Terminals) IP 40 (case)
Storage temperature	-40...+70 °C
Working temperature	-10...+55 °C

#### Current measurement circuit

Nominal current (In)	5A
Phase current measurement	0,5...6 In
Allowable overload	300 % In permanent

#### Voltage measurement circuit


Consumption	0,2 VA
Frequency measuring range	45...65 Hz
Voltage measuring range	10...150 % Vn
Nominal voltage	500 Vca
Maximum permanent measurement voltage	1000 V

#### Standards

Electrical safety, Maximum height (m)	2000
Standards	IEC 529, IEC 688, IEC 801, EN 50081-2, EN 50082-2, IEC 1010

#### Analogue inputs

Load impedance in current	< 500 Ω
Ripple (effective RMS value)	< 0,5 %
Response time	< 500 ms (0...99 % Vn)



## CPF-TE Out2

Power factor transducer


Code: M25322.

### Analogue outputs

Current mode, nominal range	0...20 mAac / 4...20 mAac
-----------------------------	---------------------------

### Measurement accuracy

Phase current measurement	0,5 % FS
---------------------------	----------



## CPF-TE Out2

Power factor transducer

Code: M25322.

### Dimensions

