

CY-TA Out1,3

CY-TA Out1,3, Transducer kvar


Code: M25271.

- > Output type: 1, 3
- > Analog output: 0...20mA
- > System: Unbalanced three-phase ARON (3 wires)
- > Paramètre: kvar

Description

The **CY** transducers, convert the signal measured to D.C. signal process.

The analog output is directly proportional to reactive power - single phase measurement. The measurement is in true RMS.



CY-TA Out1,3

Reactive power transducer

Code: M25271.

Specifications

AC power supply, insulation

Pulse test (kV)	4 kV (1,2/50µs)
Test voltage (kV)	3 kV RMS 50 Hz 1min

AC power supply

Consumption	3 VA
Frequency	40...90 Hz
Nominal voltage	24/115/230/400 Vca (-15...+20 %)

DC power supply, insulation

Pulse test (kV)	3 kV (1,2/50µs)
Test voltage (kV)	2 kV RMS 50Hz 1 min

DC power supply

Consumption	3 VA
Nominal voltage	9-18 / 18-36 Vdc 36-72 / 90-140 Vdc

Mechanical characteristics

Size (mm) width x height x depth	95 x 72 x 110 (mm)
Weight (kg)	0,54

Environmental characteristics


Protection class	IP 20 (Terminals) IP 40 (case)
Storage temperature	-40....+70 °C
Working temperature	-10...+55 °C

Current measurement circuit

Consumption	0,2 VA
Nominal current (In)	1 A / 5 A
Phase current measurement	0...150 % In
Allowable overload	300 % In permanent

Voltage measurement circuit

Input impedance	3000 Ω/V
Frequency measuring range	45...65 Hz
Voltage measuring range	0...150 % Vn
Nominal voltage	0...660 Vca
Maximum permanent measurement voltage	1000 V



CY-TA Out1,3

Reactive power transducer

Code: M25271.

Standards

Electrical safety, Maximum height (m)	2000
Standards	IEC 529, IEC 688, IEC 801, EN 50081-2, EN 50082-2, IEC 1010

Analogue inputs

Load impedance in current	< 500 Ω
Ripple (effective RMS value)	< 0,5 %
Load impedance in voltage	>1 kΩ
Response time	< 300 ms (0...99 % Vn)

Analogue outputs

Current mode, nominal range	0...10, 20 mAca
Displaced output	0,2...2 V / 2...10 V / 4...20 mA
Voltage mode: nominal output range	0...5, 10 Vac


Measurement accuracy

Phase current measurement	0,5 % FS
---------------------------	----------

CY
Reactive power transducer

CODE	TYPE	Output type	Analog output	System	Paramètre
Reactive power. Auxiliary supply 230 V, 40...90 Hz, Accuracy: ± 0,5 % reading					
M25251.	CY-M Out1,3	1, 3	0...20mA	Single-phase	kvar
M25252.	CY-M Out2	2	4...20mA	Single-phase	kvar
M25261.	CY-TE Sal.1,3	1, 3	0...20mA	Balanced three-phase	kvar
M25262.	CY-TE Sal.2	2	4...20mA	Balanced three-phase	kvar
M25271.	CY-TA Out1,3	1, 3	0...20mA	Unbalanced three-phase ARON (3 wires)	kvar
M25272.	CY-TA Out2	2	4...20mA	Unbalanced three-phase ARON (3 wires)	kvar
M25281.	CY-TAN Sal.1,3	1, 3	0...20mA	Unbalanced three-phase (4 wires)	kvar
M25282.	CY-TAN Out2	2	4...20mA	Unbalanced three-phase (4 wires)	kvar

Indicate: Zero value, fullscale, type of output, Un (between phases), In and Fn.
For other values, see coding table on following pages



CY-TA Out1,3

Reactive power transducer

Code: M25271.

Dimensions



Connections

