

CIR-e³

Portable power analyzer



Description

- It measures the main parameters of 3- and 4- wire single-phase and three-phase electrical networks in 2 quadrants
- True root mean square (TRMS) measure
- Energy meter (4 quadrants)
- 4 voltage channels and 3 current channels
- Configurable via a PC application
- Recording of parameters on SD card (up to 2 GB)
- Compatible with Power Vision software
- Possibility of custom-made independent power supply allowing power supply ranges of 100...400 Vac and 70...315 Vdc.
- Compact size, allowing the unit to be installed in standard double insulation boxes
- Light and easy to transport
- Self-detection of clamps
- Indication of poor connection of voltages and current clamps
- Compatible with CIR-e web application for processing data via a web site.
- Magnetic attachment to facilitate fastening to an electric panel or metal supports.

Applications

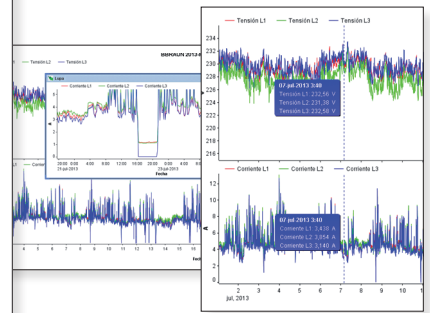
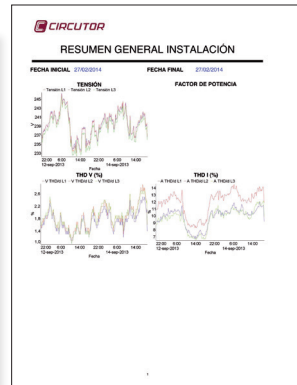
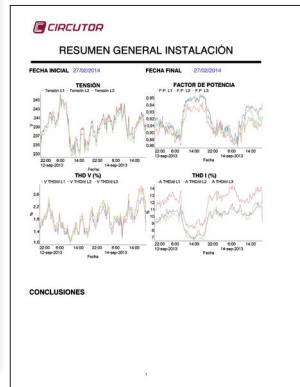
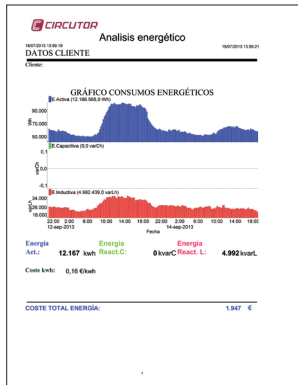
The perfect unit for performing energy audits.

Technical features

Power circuit	Voltage	100...400 Vac, 70...315 Vdc	
	Frequency	50...60 Hz	
	Consumption	9 VA	
	I_{min}	0.01 x I_n	
Measurement circuit	Voltage (VP-N)	10...400 Vac ± 10%	
	Voltage (V P-P)	17...690 Vac ± 10%	
	Current (.../2 V)	2.5%...100% F.E. of clamp (within class)	
	Frequency	45...65 Hz	
Minimum/maximum current, in accordance with the clamp and scale			
Clamp	Scale	Range	
	L1 / sc1	200 A	5...200 A
E-FLEX 20/54 cm	L2 / sc2	2,000 A	50...2,000 A
	L3 / sc3	20,000 A	500...20,000 A
CP-5		5 A	0.05...5 A
CP-100		100 A	1...100 A
Accuracy	Voltage		0.5% F.E.
	Current		1% F.E.
	Power		2% F.E.
	Energy		2% F.E.
Build features	Operating temperature		10 °C...50 °C
	Altitude		2,000 m
	Humidity		95% RH without condensation
	Storage temperature		-10 °C...65 °C
	Protection degree		IP 53
	Weight (only CIR-e ³)		0.677 kg
	Weight (with packaging)		0.733 kg
Standards	ELECTRICAL SAFETY STANDARD: IEC 60664-1, IEC 61010-1, IEC 62053-21, UL 94, VDE 110 ELECTROMAGNETIC EMISSIONS: IEC 61000-3-2, IEC 61000-3-3, IEC 61000-6-4, EN 55011, EN 55022 ELECTROMAGNETIC IMMUNITY: IEC 61000-6-2, IEC 61000-4-2, IEC 61000-4-3, IEC 61000-4-4, IEC 61000-4-5, IEC 61000-4-8, IEC 61000-6-1, IEC 61000-4-11, ENV 50141		

CIR-e³

Portable power analyzer



Parameters measured

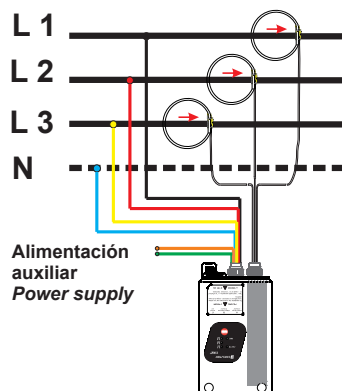
Parameter	Symbol (unit)	L1	L2	L3	LIII	Max / Min
Voltage	V	•	•	•		•
Current	A	•	•	•		•
Frequency	Hz	•				•
Active power	W	•	•	•	•	•
Reactive power (L and C)	varL, varC	•	•	•	•	•
Apparent power	V · A	•	•	•	•	•
Power factor	FP	•	•	•	•	•
Active energy	W·h				•	•
Reactive energy (L and C)	var·hL,var·hC				•	•
Apparent energy	VA·h				•	
Harmonic decomposition U, I (50)		•	•	•		
THD (%) U, I	% THD	•	•	•		
MD (Max. demand) - Active power	W (MD)				•	•
MD (Max. demand) - Apparent power	VA (MD)				•	•
Fundamental U, I		•	•	•		
WA flicker	WA	•	•	•		
PST flicker	Pst	•	•	•	•	•

References

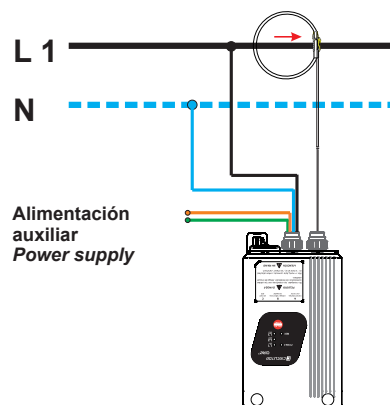
Type	Clamps	Kit type	Code
CIR-e ³	-	CIR-e ³	M85020
CIR-e ³	3 x 3 x CP-100	CIR-e ³ / 3 CP-100	M85030
CIR-e ³	E-FLEX 54	CIR-e ³ E-FLEX 54	M85000

Connections

Unbalanced three-phase system with neutral



Single-phase system



Dimensions

